



Ministry of Health and Sports (Myanmar)

Department of Public Health

Central Epidemiology Unit

(8 December 2020)

Situation Report -245

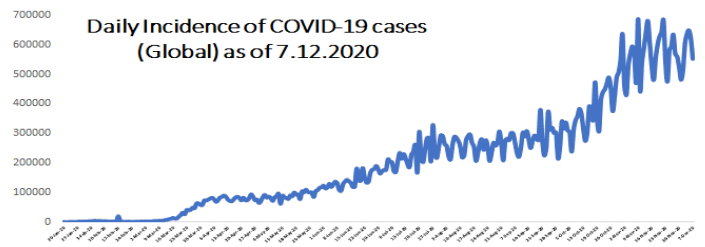
Coronavirus Disease 2019 (COVID-19)

WHO Coronavirus Disease (COVID-19) Dashboard data as of 3:47 PM CEST 7 December 2020

Confirmed cases
66,422,058

Deaths
1,532,418

Case Fatality Rate
2.3%



Myanmar Situation

Data as reported by States and Regions by 7 December 2020

Total Tested-1,307,744

100,431

Confirmed Cases

79,240

Discharged

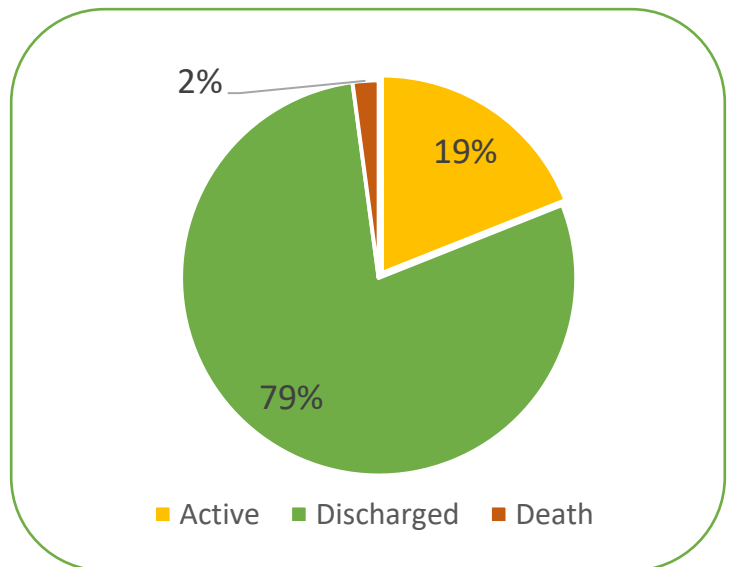
1,207,313

Negative

2,132

Death

Current Situation of Confirmed cases (23.3.2020-7.12.2020), n=100,431



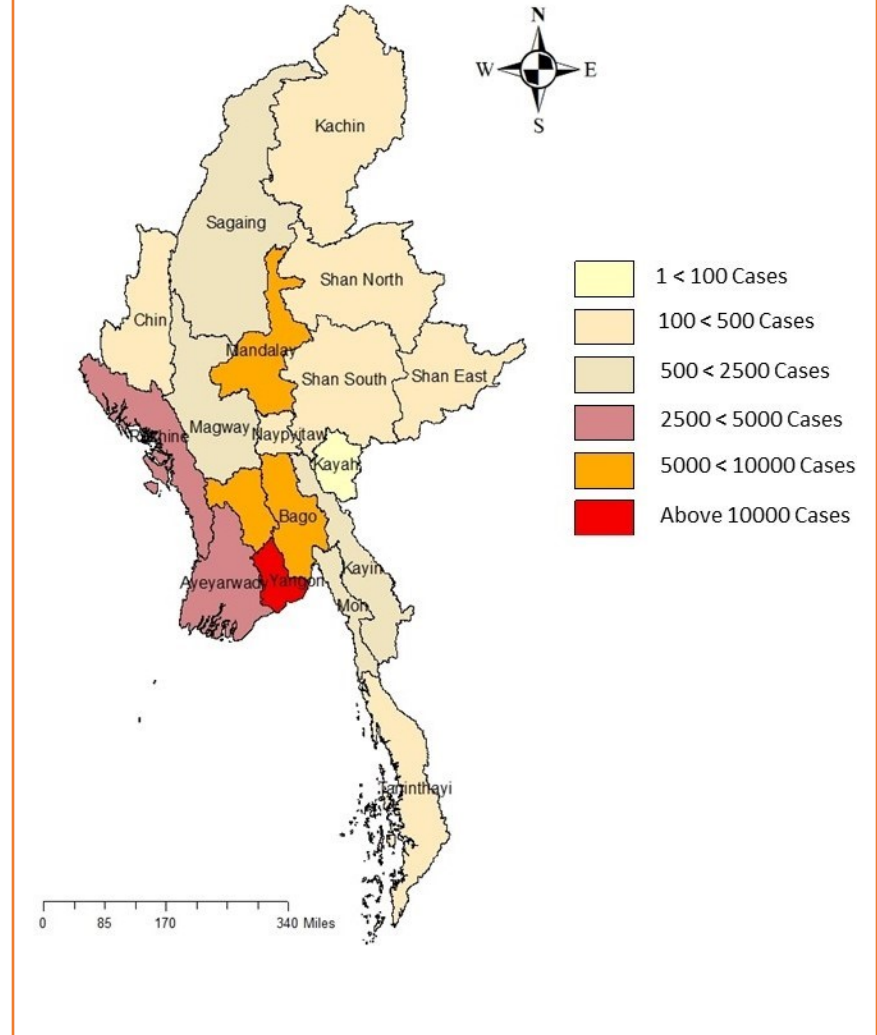
COVID-19 confirmed cases by two phases (23.3.2020 – 7-12-2020), n=100,431

| Date | Local transmission | | Imported | | Total cases | Total Death |
|-----------------------|--------------------|-------------|-------------|----------|---------------|-------------|
| | No. of cases | Death | No. of case | Death | | |
| (23.3.2020-15.8.2020) | 161 | 5 | 213 | 1 | 374 | 6 |
| (16.8.2020-7.12.2020) | 99778 | 2126 | 279 | - | 100057 | 2126 |
| Total | 99939 | 2131 | 492 | 1 | 100431 | 2132 |

COVID-19 confirmed cases and death by State/Region (23.3.2020 – 7-12-2020), n=100,431

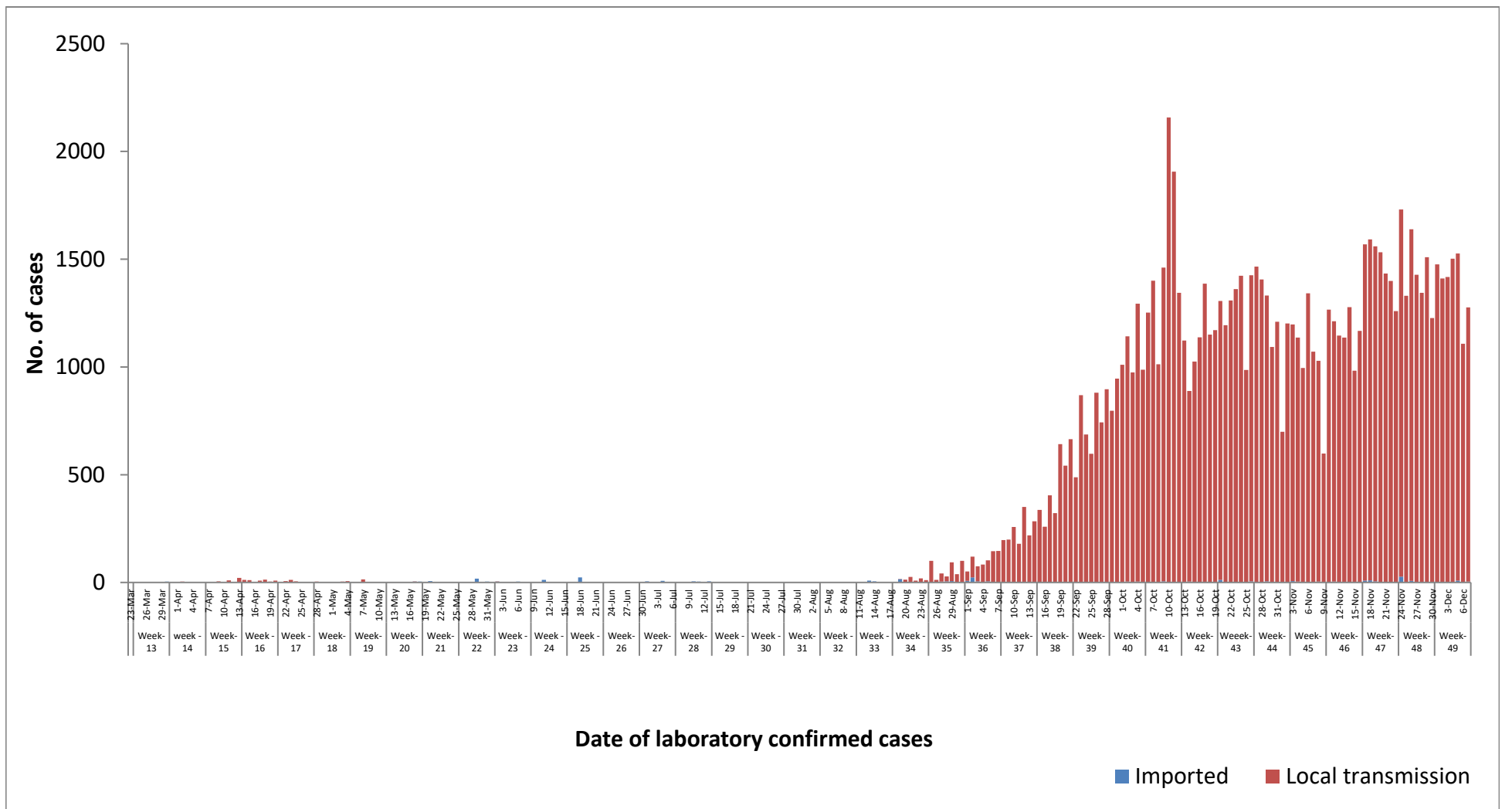
| No | State/Region | COVID –19 Confirmed case | New confirmed cases within 24 hours | Deaths |
|--------------|--------------|--------------------------|-------------------------------------|--------------|
| 1 | Yangon | 72,124 | 623 | 1,980 |
| 2 | Mandalay | 7,830 | 353 | 65 |
| 3 | Bago | 5,935 | 73 | 11 |
| 4 | Rakhine | 3,885 | 30 | 25 |
| 5 | Ayeyarwaddy | 3,438 | 49 | 18 |
| 6 | Magway | 1,734 | 23 | 1 |
| 7 | Mon | 1,686 | 52 | 12 |
| 8 | Sagaing | 1,115 | 23 | 3 |
| 9 | Kayin | 758 | 6 | 11 |
| 10 | Thanintharyi | 471 | 4 | - |
| 11 | Naypyitaw | 469 | 5 | 3 |
| 12 | Shan (South) | 318 | 8 | 1 |
| 13 | Kachin | 293 | 11 | - |
| 14 | Chin | 138 | 6 | 1 |
| 15 | Shan (North) | 111 | 8 | 1 |
| 16 | Shan (East) | 103 | 2 | - |
| 17 | Kayah | 23 | - | - |
| Total | | 100,431 | 1,276 | 2,132 |

Map showing COVID-19 laboratory confirmed cases

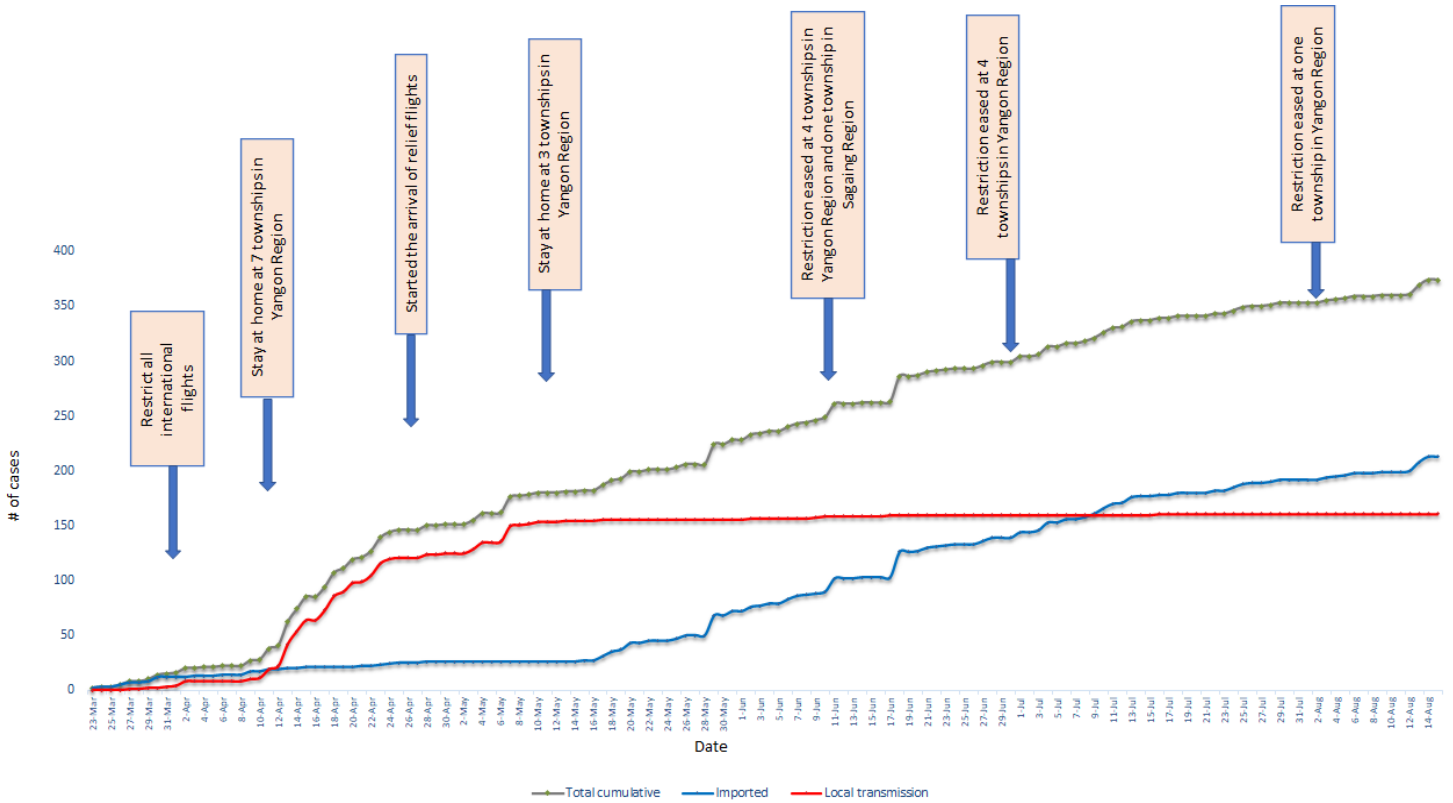


*No. of new cases by State and Region are counted according to epidemiology situation

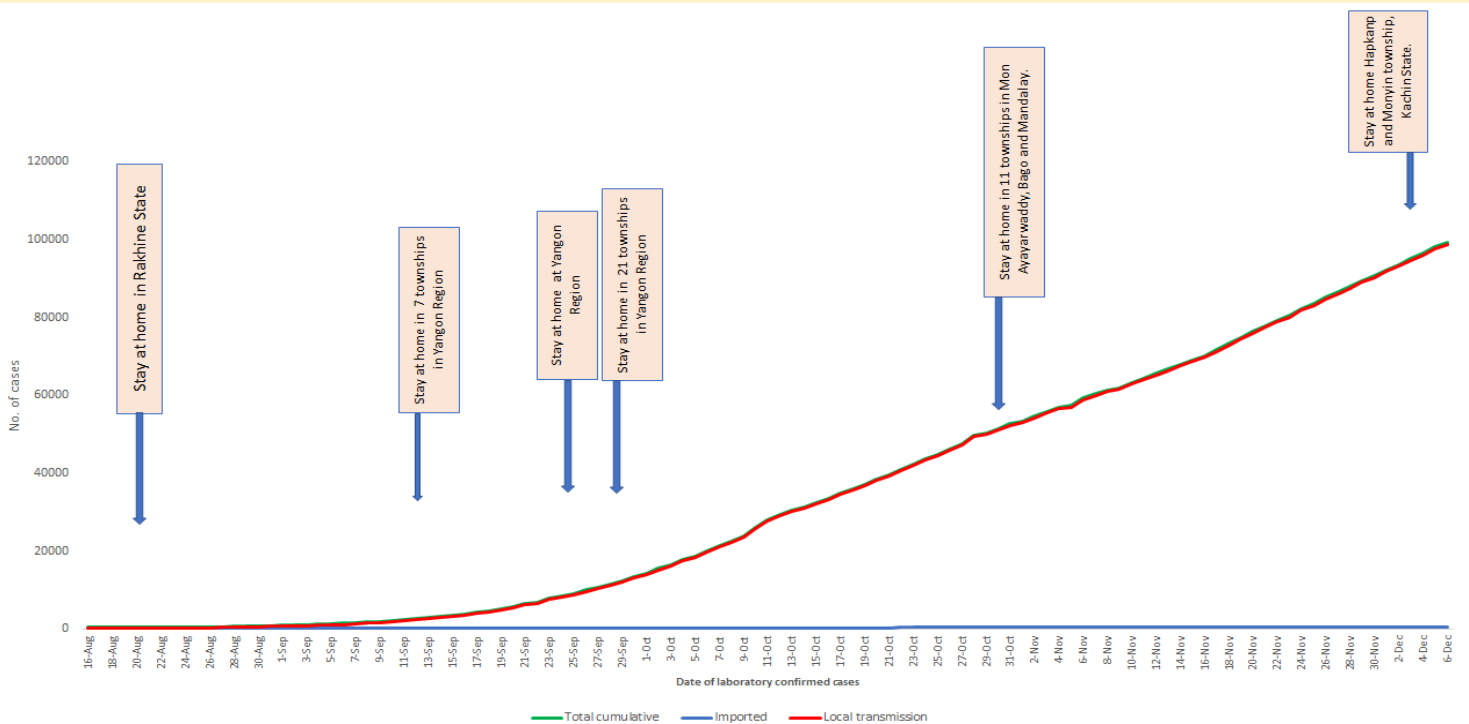
COVID-19 confirmed cases by types of transmissions (as of 7.12.2020) n=100,431



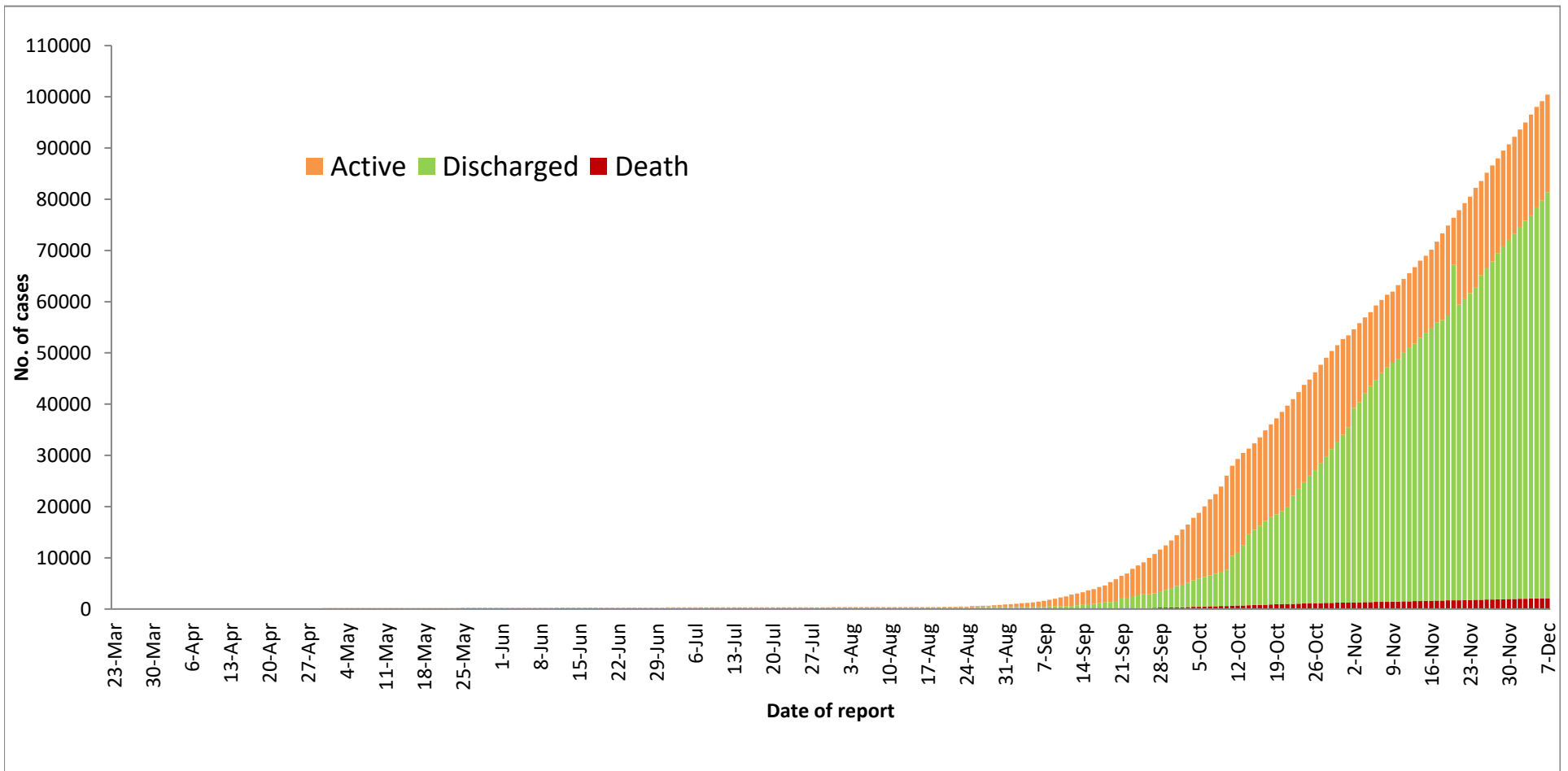
Total cumulative number of cases, imported and local transmission cases by date (23.3.2020- 15.8.2020), n= 374



Total cumulative number of cases, imported and local transmission cases by date (16.8.2020- 7.12.2020)



Cumulative Number of active confirmed cases, discharged and deaths (23.3.2020 – 7.12.2020), n (cumulative)=100,431



* Discharged criteria for COVID-19 patients was changed on 10.10.2020

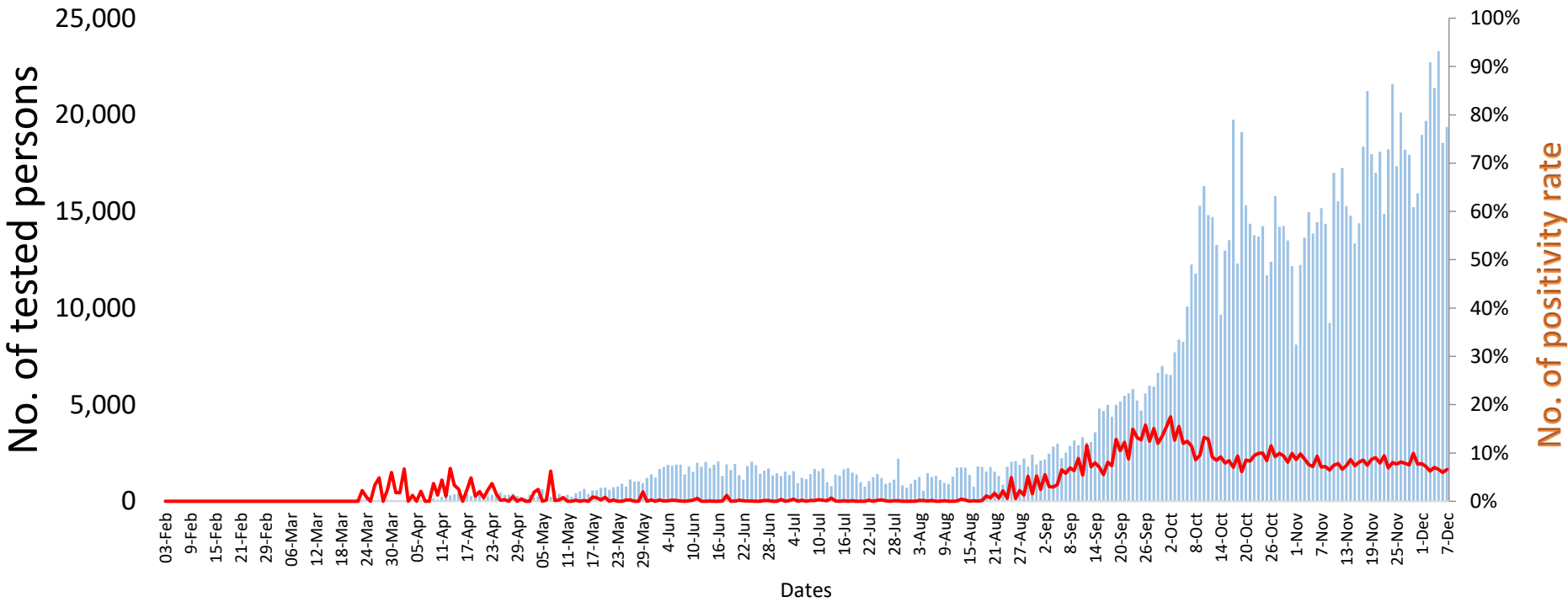
| Summary of current situation | | |
|--|------------------------------|-------------------------|
| Type | New (6.12.2020-7.12.2020) | Total (on 7.12.2020) |
| Suspected and Person Under Investigation (PUI) | 473 | 1,560 |
| Hospital Quarantine | 20 | 244 |
| Facility Quarantine | 7,154 | 56,069 |

| Person under Investigation (PUI) by State/Region hospitals (31.1.2020 – 7.12.2020) n= 51,100 | No. of Facility Quarantine sites and Quarantined people on 7.12.2020 |
|--|--|
|--|--|

| No. | State/Region | PUI | No. | State/Region | No. of facilities | Total no. of quarantine |
|--------------|--------------|--------|--------------|--------------|-------------------|-------------------------|
| 1 | Yangon | 35456 | 1 | Ayeyarwaddy | 1,412 | 9739 |
| 2 | Mandalay | 6751 | 2 | Yangon | 264 | 8025 |
| 3 | Mon | 1313 | 3 | Bago | 1039 | 6585 |
| 4 | Ayeyarwaddy | 1212 | 4 | Sagaing | 948 | 5609 |
| 5 | Kayin | 1166 | 5 | Mandalay | 298 | 5201 |
| 6 | Bago | 1136 | 6 | Magway | 535 | 3076 |
| 7 | Magway | 882 | 7 | Kayin | 380 | 2701 |
| 8 | Rakhine | 758 | 8 | Shan South | 118 | 2334 |
| 9 | Thanintharyi | 567 | 9 | Rakhine | 303 | 2119 |
| 10 | Shan (N) | 529 | 10 | Kachin | 208 | 1888 |
| 11 | Naypyitaw | 288 | 11 | Mon | 34 | 1827 |
| 12 | Sagaing | 282 | 12 | Tanintharyi | 153 | 1698 |
| 13 | Shan (E) | 206 | 13 | Naypyitaw | 9 | 1664 |
| 14 | Shan (S) | 201 | 14 | Shan North | 451 | 1462 |
| 15 | Kachin | 153 | 15 | Shan East | 20 | 1055 |
| 16 | Chin | 101 | 16 | Kayah | 19 | 657 |
| 17 | Kayah | 99 | 17 | Chin | 32 | 429 |
| Total | | 51,100 | Total | | 6,223 | 56,069 |

*Facility quarantine rule changed from 21 days to 14 days on 11-9-2020 while 7 days home quarantine rule remain unchanged.

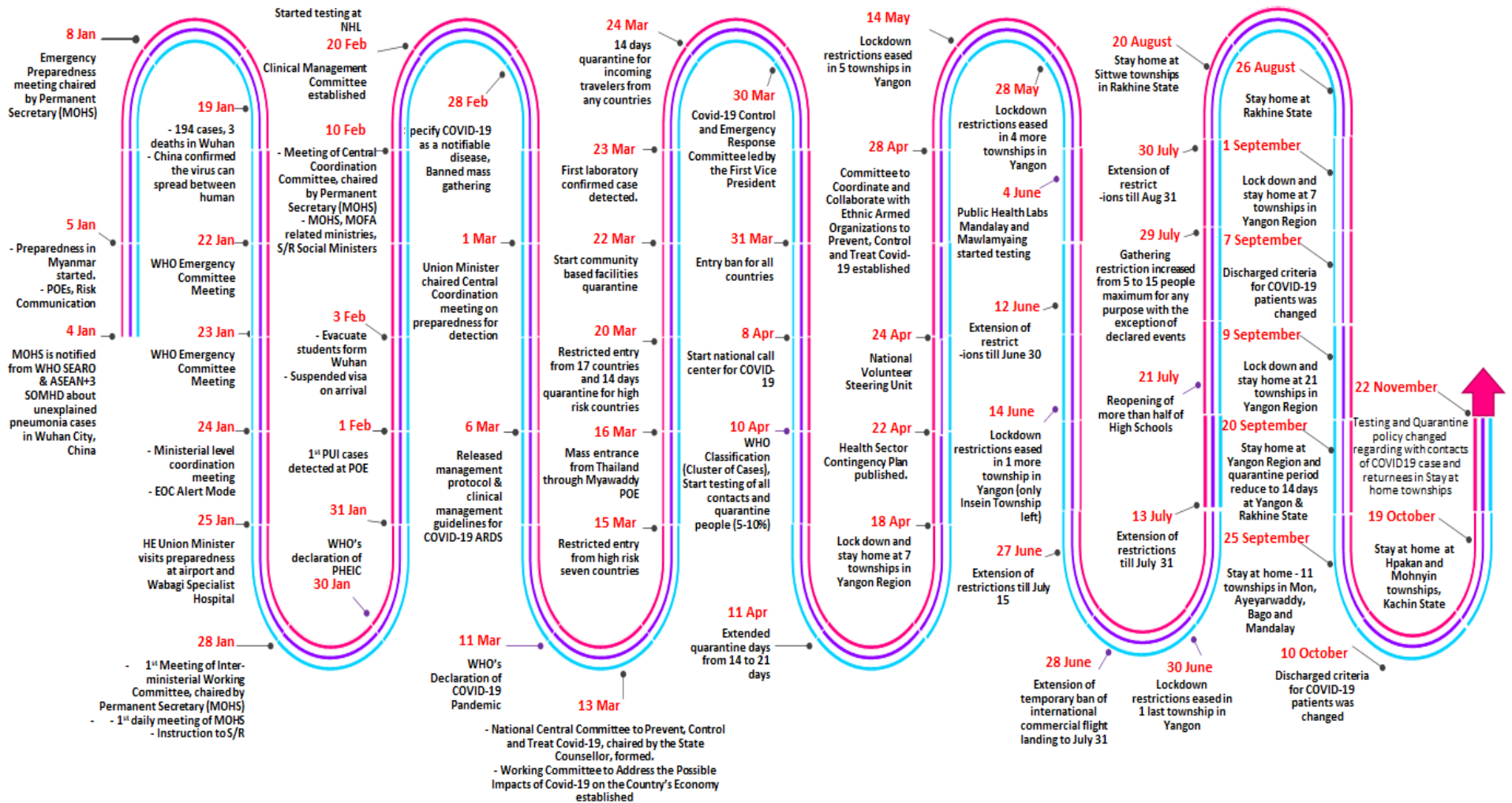
COVID-19 positivity rate by date (as of 7.12.2020)



Total tested persons - 1,307,744
 Total confirmed cases - 100,431

Tested person Positivity rate

Timeline of Preparedness and Response to COVID-19 in Myanmar (as of 7.12.2020)



Hotline Number — 0673 420 268

Data source - CEU, DMS, NHL, PHL (MDY and MLM), DMR, DSGH, State and Region Health Departments