



Ministry of Health and Sports (Myanmar)

Department of Public Health

Central Epidemiology Unit

(5 July 2020)

Coronavirus Disease 2019 (COVID-19)

Situation Report - 89

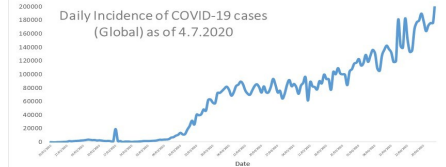
Data as reported by States and Regions by 9:00 PM MST 4 July 2020

Global Situation
(WHO situation report - 166)
data as of 14:30 MST 4 July 2020

Confirmed cases
10,922,324

Deaths
523,011

Case Fatality Rate
4.7 %



Myanmar Situation

Total tested
83,539

Confirmed cases
313

Negative
83,226

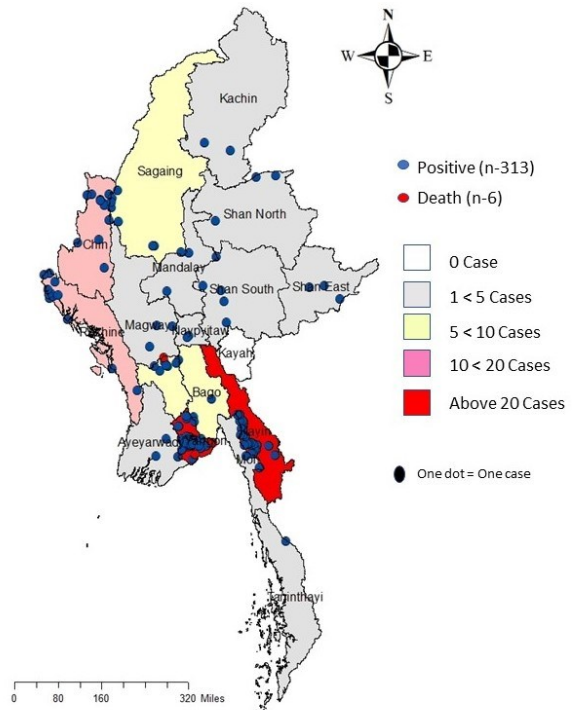
Recovered
241
76.9 % of confirmed cases

Active
66
21.0% of confirmed cases

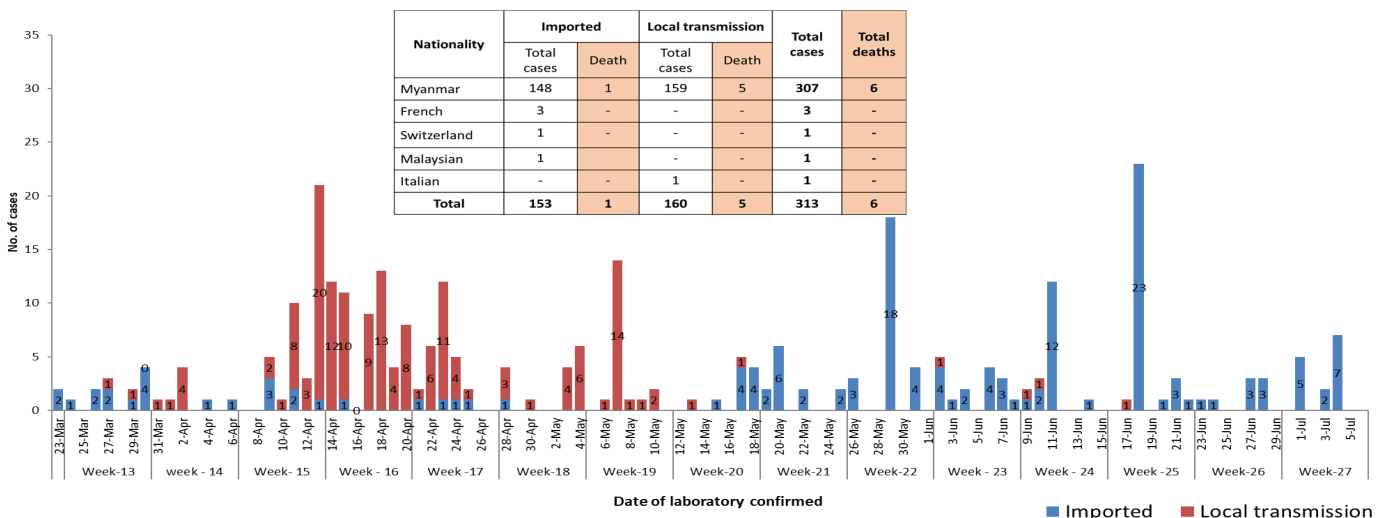
Death
6
1.9% of confirmed cases

No.	State/Region	COVID -19 Confirmed case	Recovered	Deaths
1	Yangon	222 (7 New)	172	5
2	Kayin	26	13	-
3	Rakhine	12	6	-
4	Chin	10	10 (1 New)	-
5	Sagaing	9	8	-
6	Bago	9	7	1
7	Shan(South)	4	4	-
8	Mandalay	3	3	-
9	Shan(East)	3	4	-
10	Shan(North)	3	2	-
11	Magway	3	3	-
12	Naypyitaw	2	2	-
13	Ayeyarwaddy	2	2	-
14	Kachin	2	2	-
15	Mon	2	2	-
16	Thanintharyi	1	1	-
17	Kayah	-	-	-
Total		313 (7 New)	241(1 New)	6

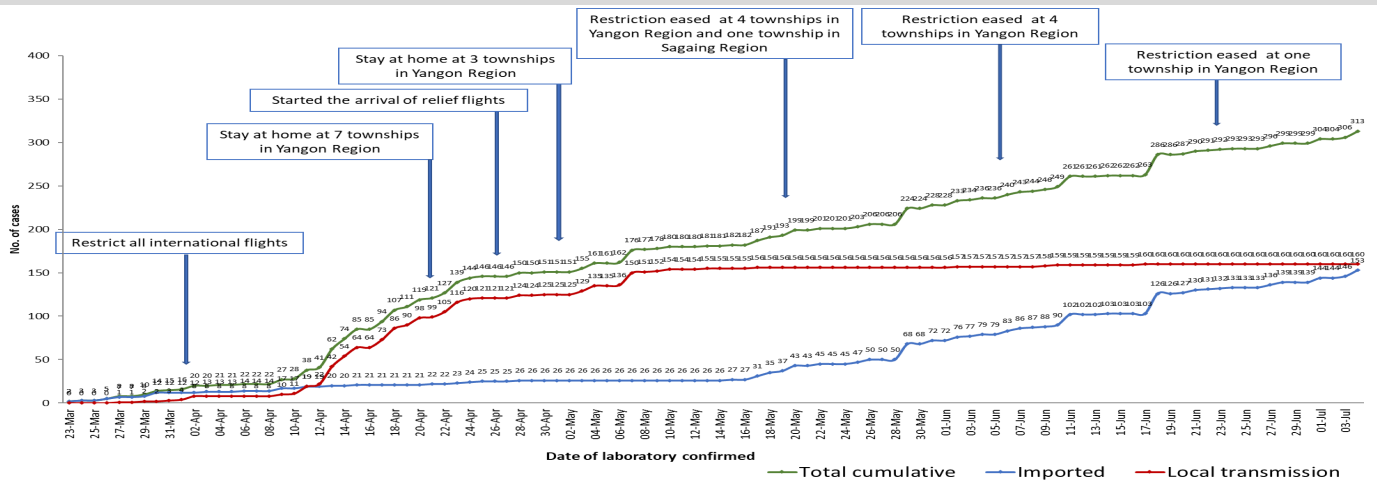
Map showing COVID-19 laboratory confirmed cases



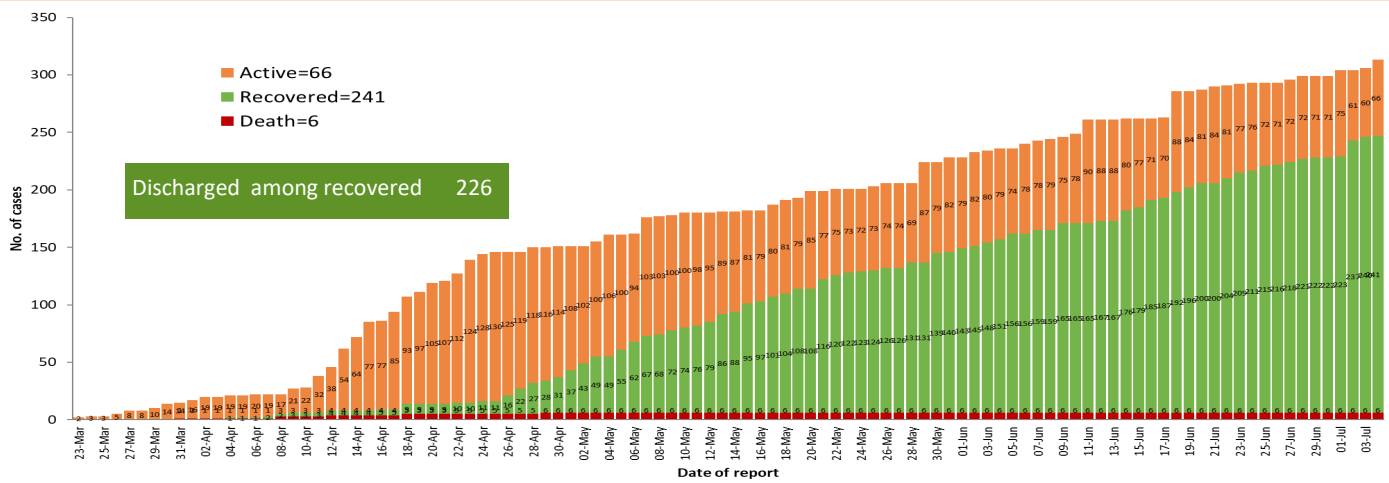
COVID-19 confirmed cases by types of transmissions (as of 4.7.2020, 9:00 pm) n=313



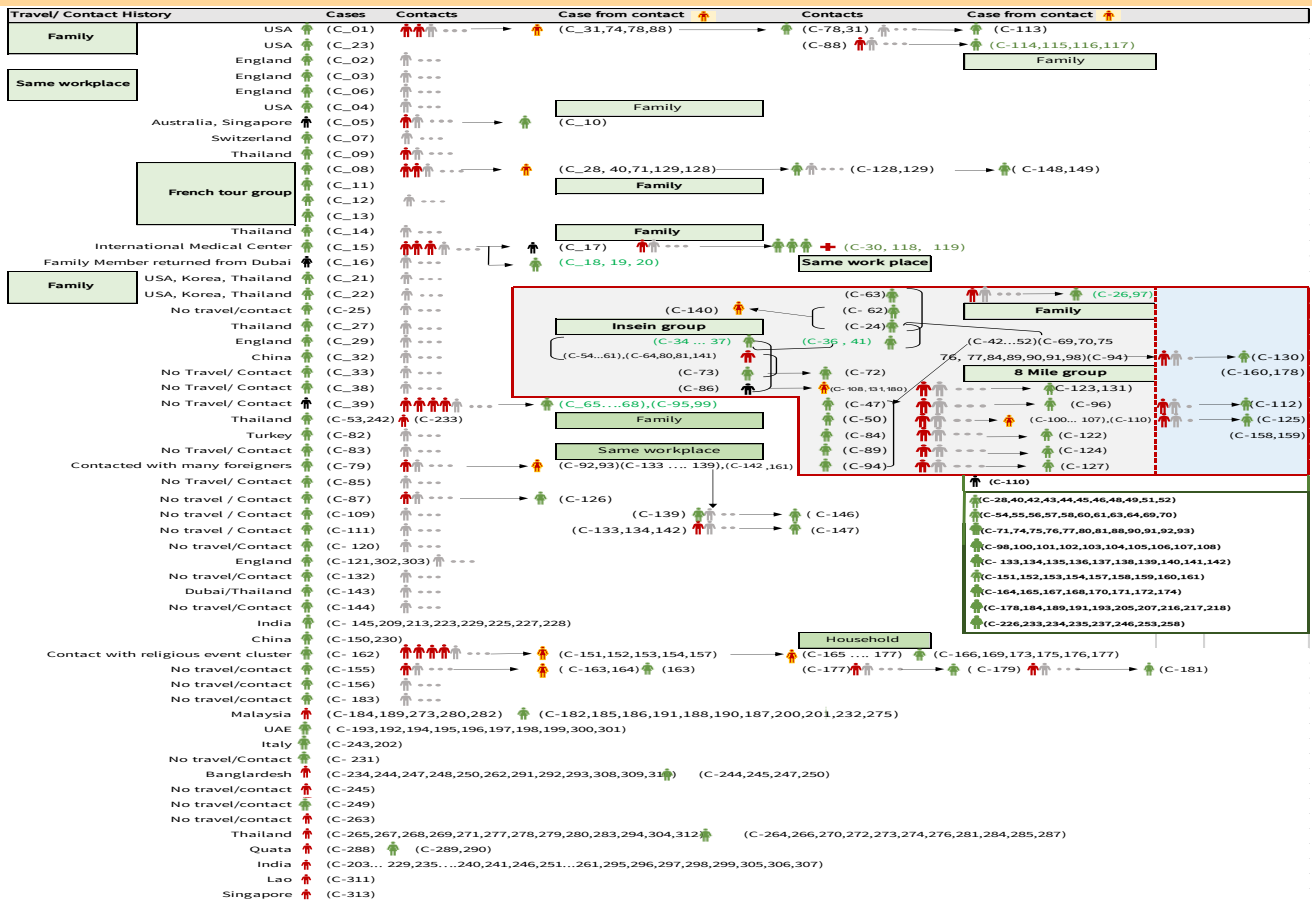
Total laboratory confirmed cases by date (as of 4.7.2020, 9:00 pm), n= 313



Cumulative Number of active confirmed cases, recovered and deaths (23.3.2020 – 4.7.2020), n (cumulative)=313



Summary of COVID-19 confirmed cases (as of 4.7.2020), n (contacts)= 5,664



Summary of current situation

Type	New (3.7.2020-4.7.2020)	Total (on 4.7.2020)
Suspected and Person Under Investigation (PUI)	33	205
Hospital Quarantine	4	48
Facility Quarantine	1,006	23,517

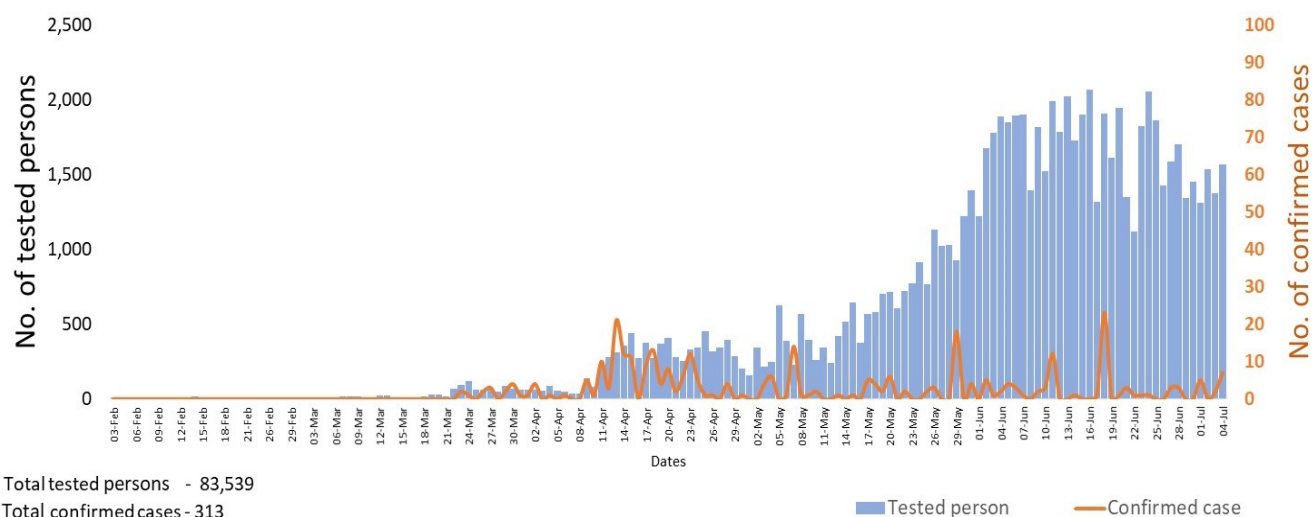
Person under Investigation (PUI) by State/Region hospitals (31.1.2020 – 4.7.2020) n= 6,112

No.	State/Region	PUI
1.	Yangon	3,107
2.	Mandalay	1,213
3.	Kayin	243
4.	Mon	228
5.	Shan (N)	204
6.	Magway	201
7.	Bago	180
8.	Shan (E)	117
9.	Ayeyarwaddy	102
10.	Shan (S)	99
11.	Sagaing	88
12.	Kayah	76
13.	Rakhine	68
14.	Naypyitaw	63
15.	Thanintharyi	62
16.	Kachin	35
17.	Chin	26
Total		6,112

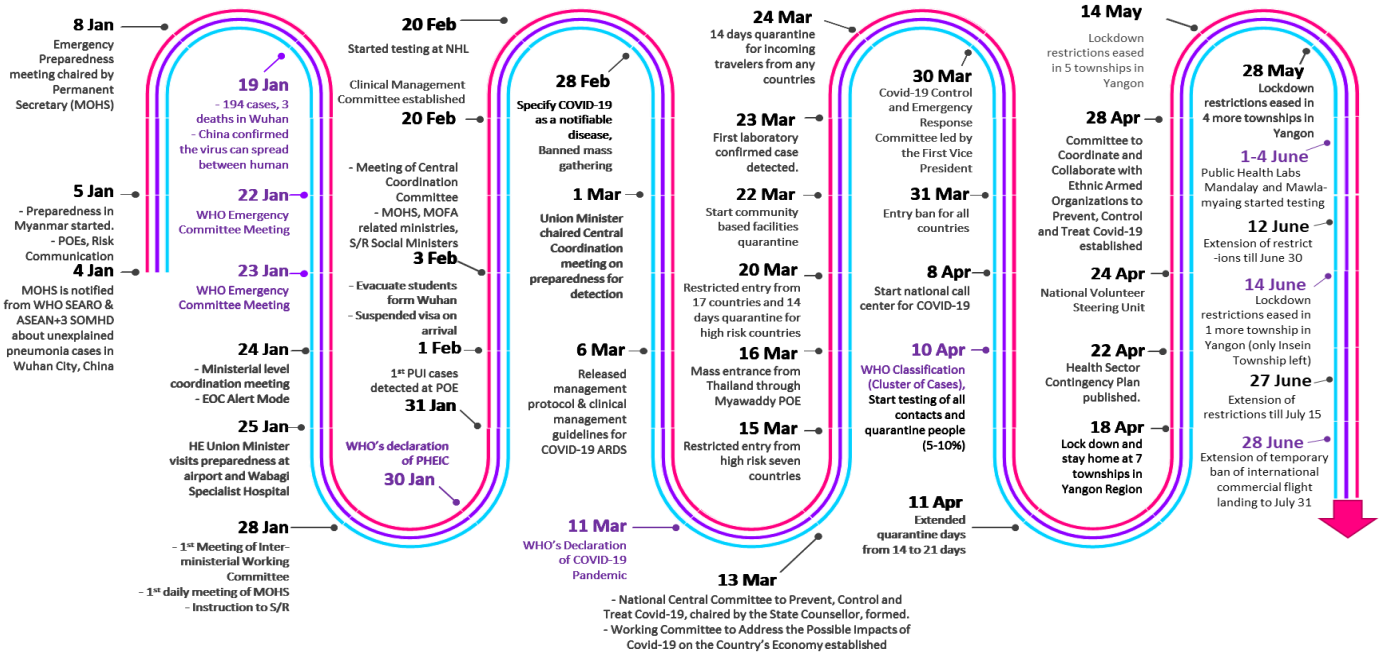
No. of Facility Quarantine sites and Quarantined people on 4.7.2020

No.	State/Region	No. of facilities	Total no. of quarantine
1.	Yangon	85	4,214
2.	Bago	268	3,037
3.	Magway	2,581	2,449
4.	Kayin	411	2,437
5.	Mon	245	2,262
6.	Kachin	415	1,470
7.	Mandalay	120	1,430
8.	Sagaing	969	1,199
9.	Tanintharyi	189	1,105
10.	Rakhine	323	1081
11.	Shan South	118	865
12.	Ayeyarwaddy	193	828
13.	Naypyitaw	4	488
14.	Shan North	245	242
15.	Shan East	11	186
16.	Chin	20	136
17.	Kayah	18	88
Total		6,215	23,517

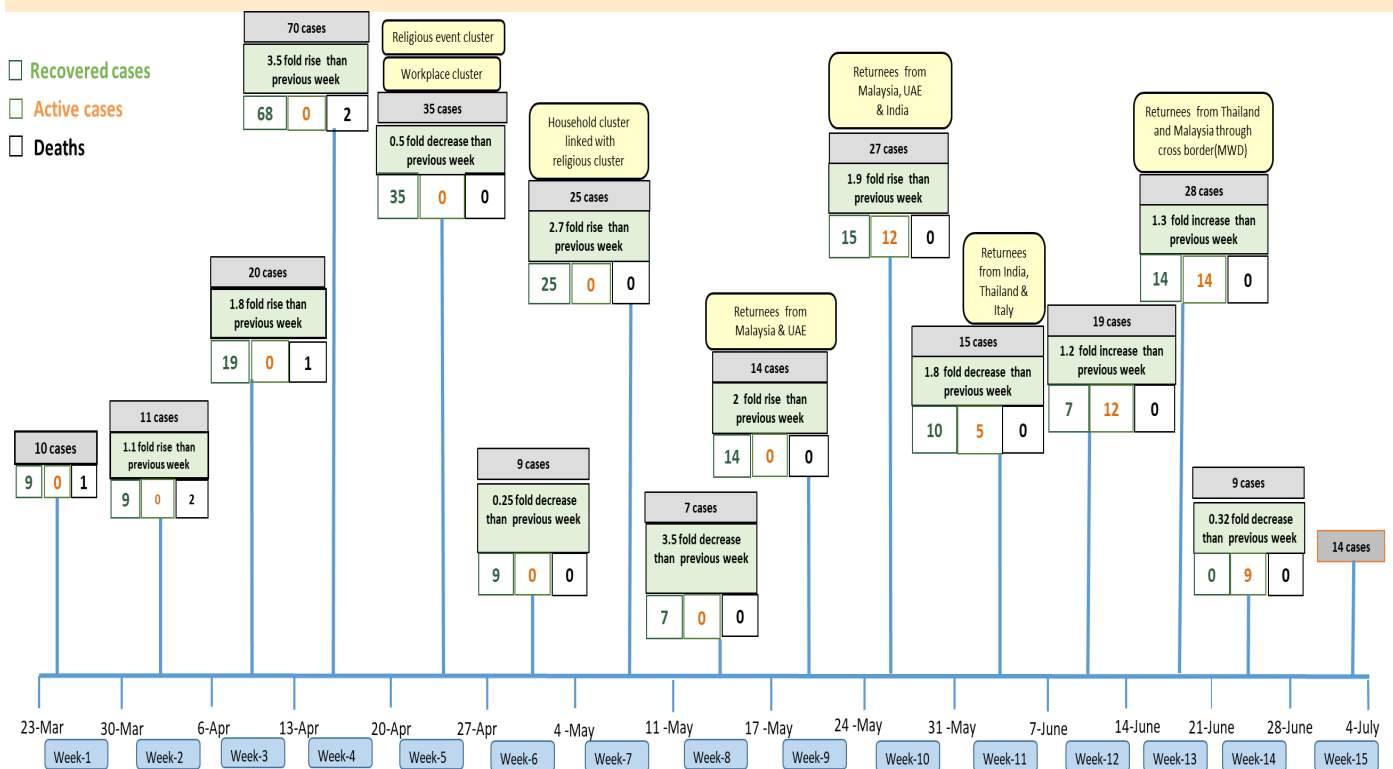
COVID-19 confirmed cases among tested by date (as of 4.7.2020)



Timeline of Preparedness and Response to COVID-19 in Myanmar (as of 4.7.2020)



Summary of new confirmed cases detection after first two cases (as of 4.7.2020)



- Confirmed cases were detected as a peak in the 4th week after first confirmed cases due to the religious event cluster.
- Confirmed cases were decreased but still raised than the first 3 weeks due to the religious event cluster and workplace cluster.
- There were an increased in numbers of cases in the 7th week after the first two cases due to the household cluster linked with a religious cluster.
- Confirmed cases were detected by a nearly two-fold rise in the 9th and 10th weeks after the first two cases because of