



# Ministry of Health and Sports (Myanmar)

## Department of Public Health

### Central Epidemiology Unit

(18 December 2020)

Situation Report -255

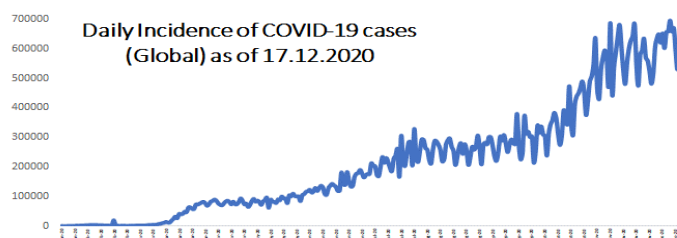
## Coronavirus Disease 2019 (COVID-19)

WHO Coronavirus Disease (COVID-19) Dashboard data as of 5:05 PM CEST 17 December 2020

**Confirmed cases**  
**72,851,747**

**Deaths**  
**1,643,339**

**Case Fatality Rate**  
**2.3%**



### Myanmar Situation

Data as reported by States and Regions by 17 December 2020

Total Tested-1,527,037

**113,082**

Confirmed Cases

**1,413,955**

Negative

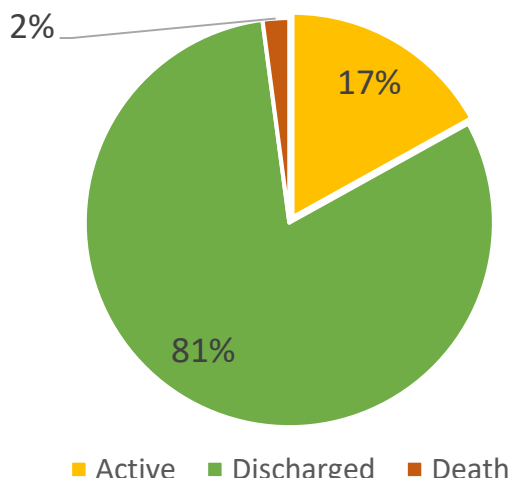
**91,537**

Discharged

**2,377**

Death

Current Situation of Confirmed cases (23.3.2020-17.12.2020), n=113,082



COVID-19 confirmed cases by two phases (23.3.2020 – 17-12-2020), n=113,082

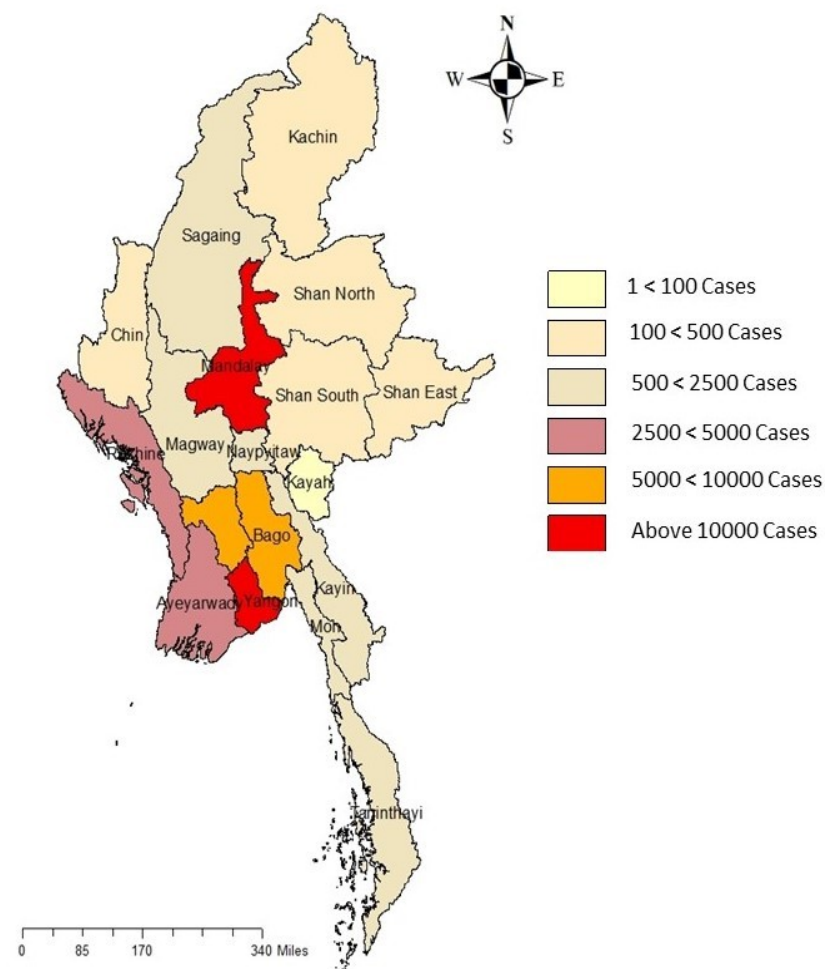
Date	Local transmission		Imported		Total cases	Total Death
	No. of cases	Death	No. of case	Death		
(23.3.2020-15.8.2020)	161	5	213	1	374	6
(16.8.2020-17.12.2020)	112390	2371	318	-	112708	2371
<b>Total</b>	<b>112551</b>	<b>2376</b>	<b>531</b>	<b>1</b>	<b>113082</b>	<b>2377</b>

COVID-19 confirmed cases and death by State/Region (23.3.2020 – 17-12-2020), n=113,082

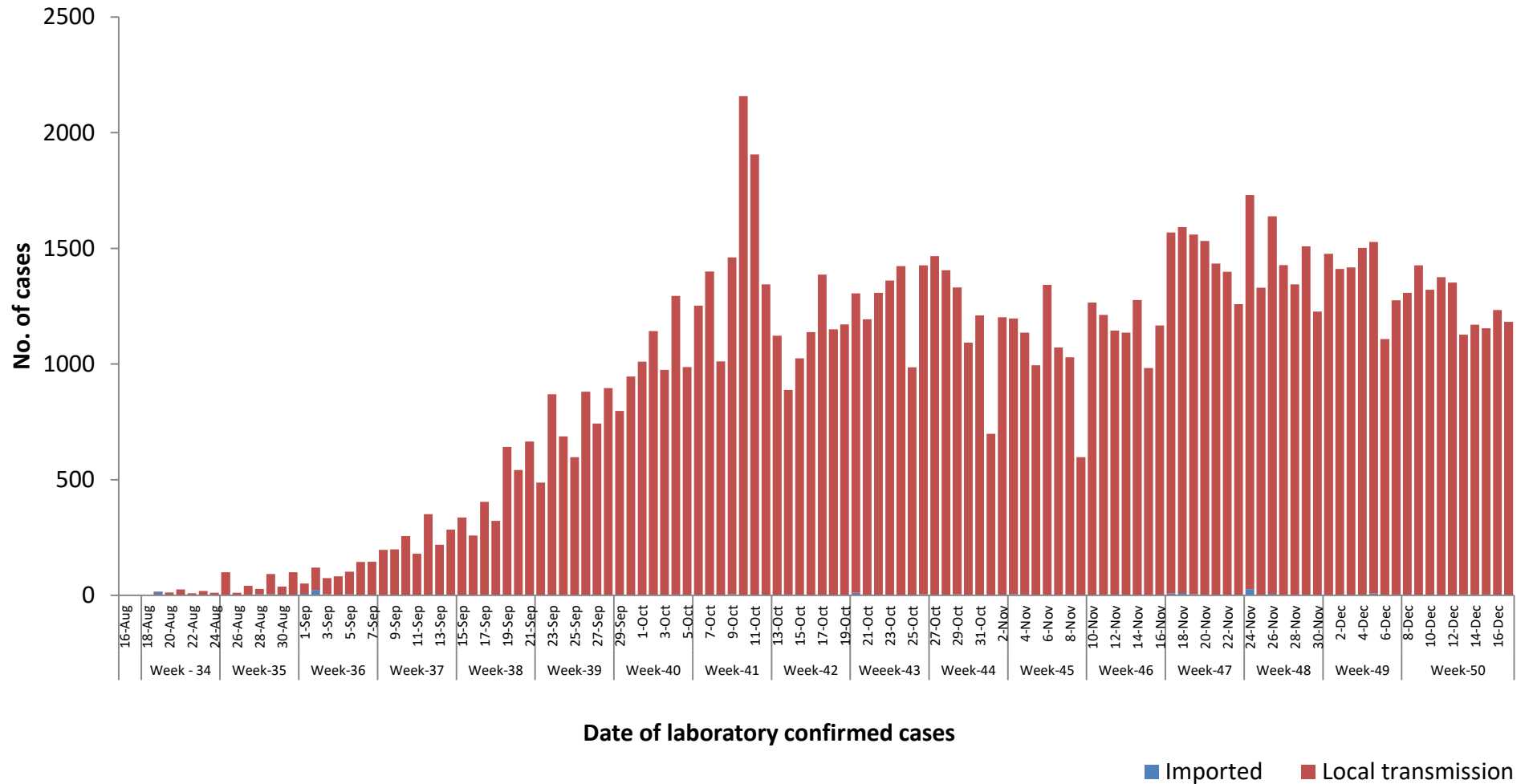
No	State/Region	COVID –19 Confirmed case	New confirmed cases within 24 hours	Deaths
1	Yangon	78,470	652	2,163
2	Mandalay	10,788	254	105
3	Bago	6,722	92	13
4	Rakhine	4,049	4	28
5	Ayeyarwaddy	4,042	49	27
6	Magway	2,268	22	1
7	Mon	1,996	33	15
8	Sagaing	1,454	34	6
9	Kayin	901	13	12
10	Naypyitaw	586	5	3
11	Thanintharyi	513	7	-
12	Kachin	439	11	-
13	Shan (South)	370	3	1
14	Chin	165	-	1
15	Shan (North)	156	2	2
16	Shan (East)	131	1	-
17	Kayah	32	-	-
<b>Total</b>		<b>113,082</b>	<b>1,182</b>	<b>2,377</b>

\*No. of new cases by State and Region are counted according to epidemiology situation

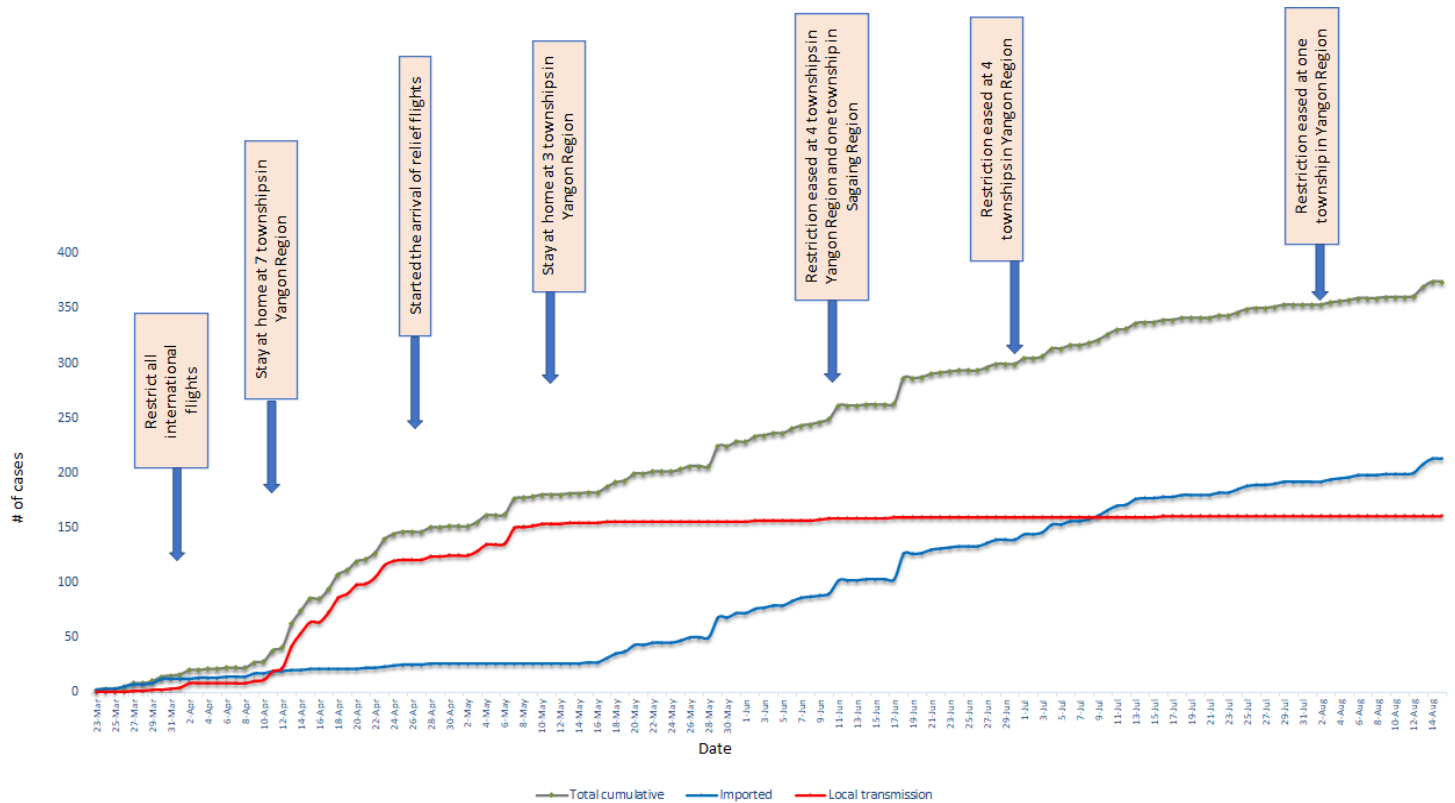
Map showing COVID-19 laboratory confirmed cases



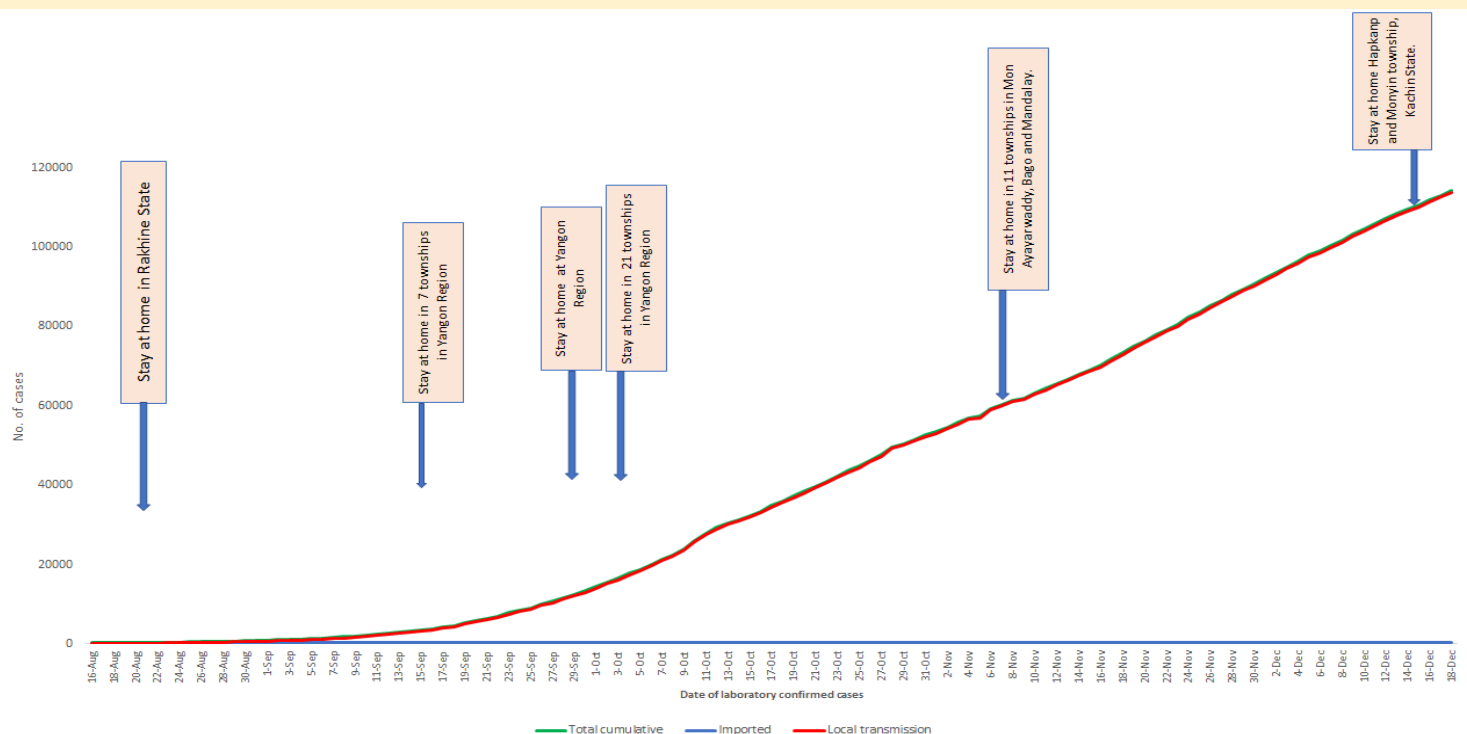
## COVID-19 confirmed cases by types of transmissions (as of 17.12.2020) n=113,082



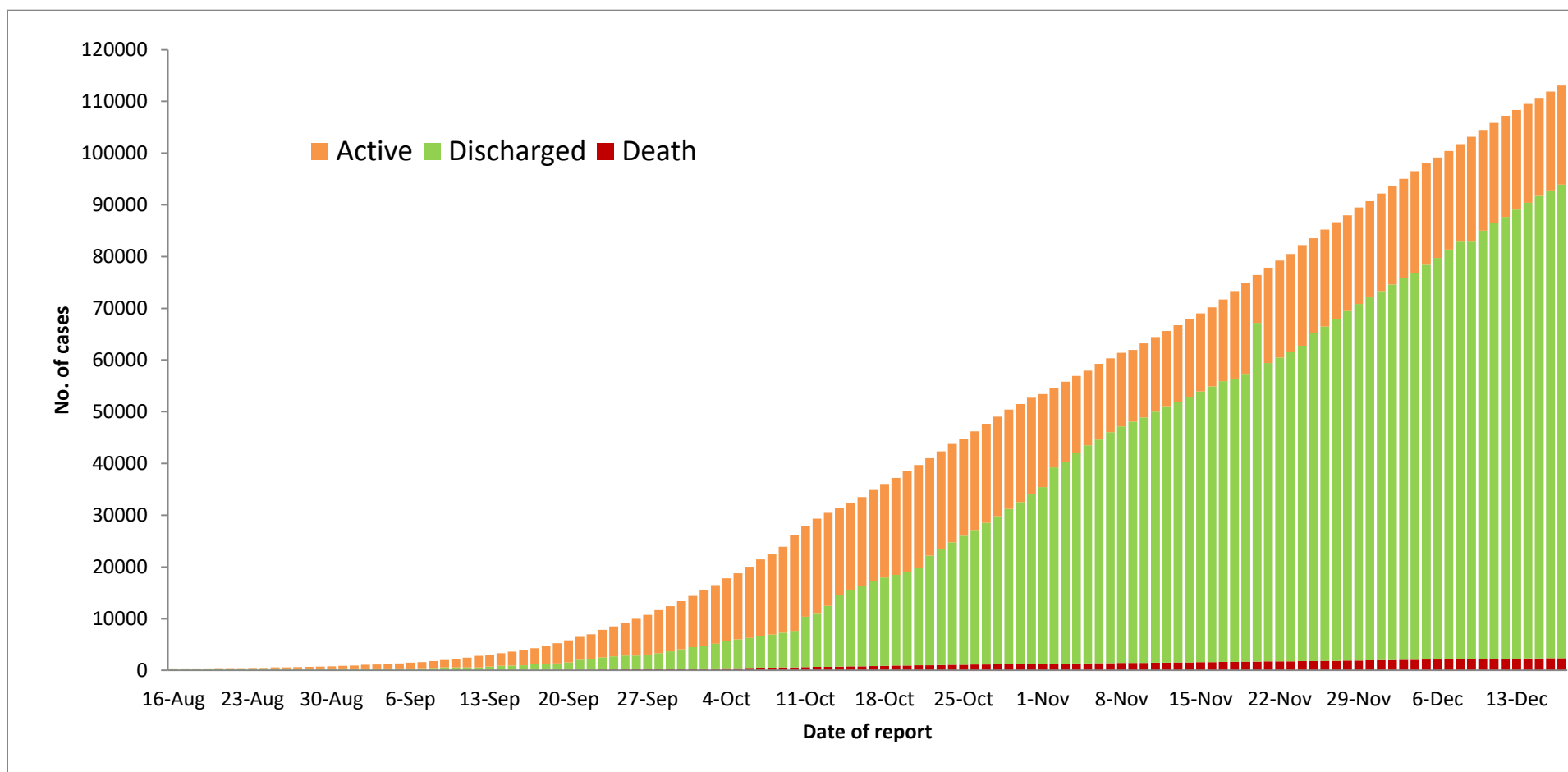
Total cumulative number of cases, imported and local transmission cases by date (23.3.2020- 15.8.2020), n= 374



Total cumulative number of cases, imported and local transmission cases by date (16.8.2020- 17.12.2020)



**Cumulative Number of active confirmed cases, discharged and deaths (23.3.2020 – 17.12.2020), n (cumulative)=113,082**



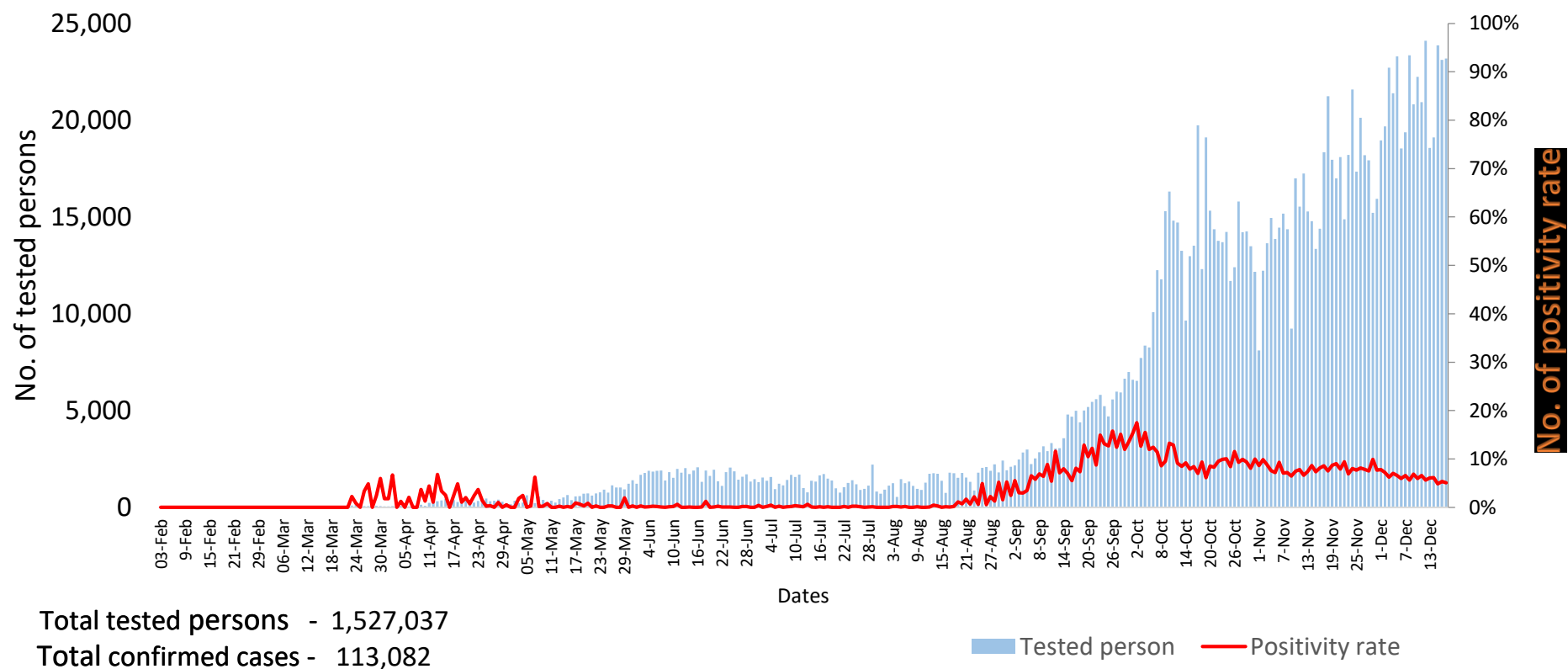
\* Discharged criteria for COVID-19 patients was changed on 10.10.2020

Summary of current situation		
Type	New (16.12.2020-17.12.2020)	Total (on 17.12.2020)
Suspected and Person Under Investigation (PUI)	535	1,446
Hospital Quarantine	39	270
Facility Quarantine	5,265	64,511

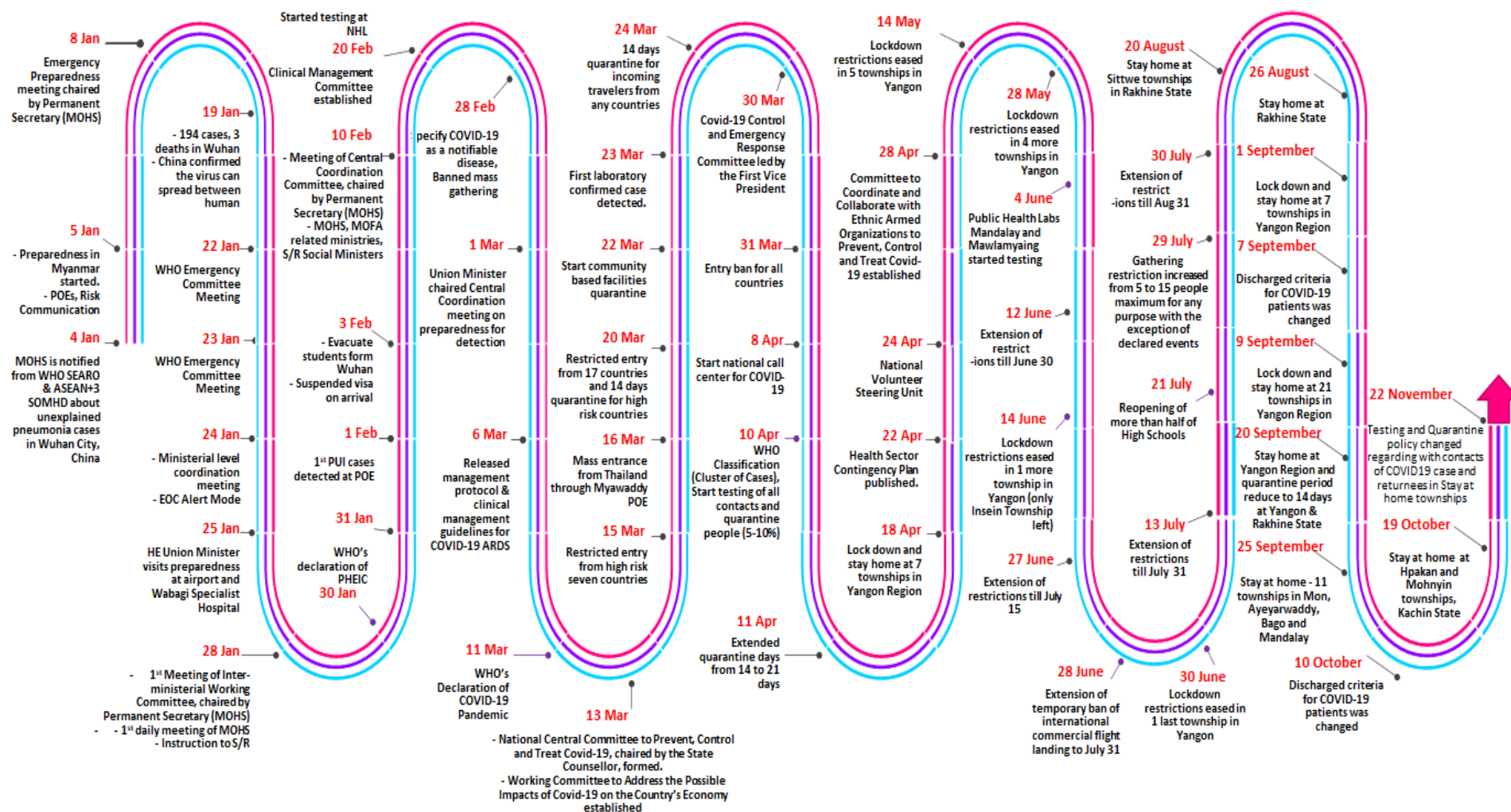
Person under Investigation (PUI) by State/Region hospitals (31.1.2020 – 17.12.2020) n= 55,811			No. of Facility Quarantine sites and Quarantined people on 17.12.2020			
No.	State/Region	PUI	No.	State/Region	No. of facilities	Total no. of quarantine
1	Yangon	38459	1	Mandalay	369	14701
2	Mandalay	7674	2	Ayeyarwaddy	1401	14174
3	Ayeyarwaddy	1432	3	Bago	1113	8208
4	Mon	1397	4	Sagaing	975	7620
5	Bago	1305	5	Yangon	195	6942
6	Kayin	1248	6	Magway	733	3975
7	Magway	936	7	Kayin	479	3471
8	Rakhine	785	8	Shan South	118	2791
9	Thanintharyi	620	9	Rakhine	369	2439
10	Shan (N)	567	10	Kachin	231	2273
11	Naypyitaw	313	11	Naypyitaw	12	1858
12	Sagaing	284	12	Tanintharyi	153	1661
13	Shan (E)	211	13	Shan North	456	1565
14	Shan (S)	207	14	Mon	27	1055
15	Kachin	172	15	Chin	35	630
16	Chin	101	16	Shan East	20	624
17	Kayah	100	17	Kayah	24	524
Total		55,811	Total		6,710	64,511

\*Facility quarantine rule changed from 21 days to 14 days on 11-9-2020 while 7 days home quarantine rule remain unchanged.

## COVID-19 positivity rate by date (as of 17.12.2020)



# Timeline of Preparedness and Response to COVID-19 in Myanmar (as of 17.12.2020)



Hotline Number— 0673 420 268

Data source - CEU, DMS, NHL, PHL (MDY and MLM), DMR, DSGH, State and Region Health Departments