



Ministry of Health and Sports (Myanmar)

Department of Public Health

Central Epidemiology Unit

(16 May 2020)

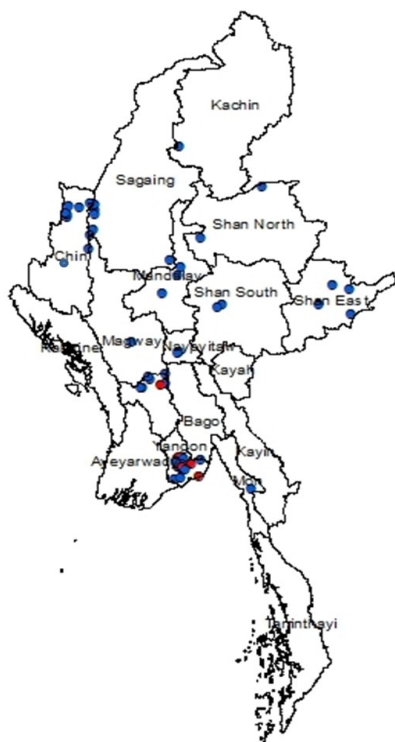
Situation Report - 39 Data as reported by States and Regions by 3:00 AM MST 16 May 2020

Global Situation
(according to WHO situation report - 116, data as of 14:30 MST 15 May 2020)

Confirmed cases	Deaths
4,338,658	297,119

Myanmar

Map showing COVID-19 laboratory confirmed cases

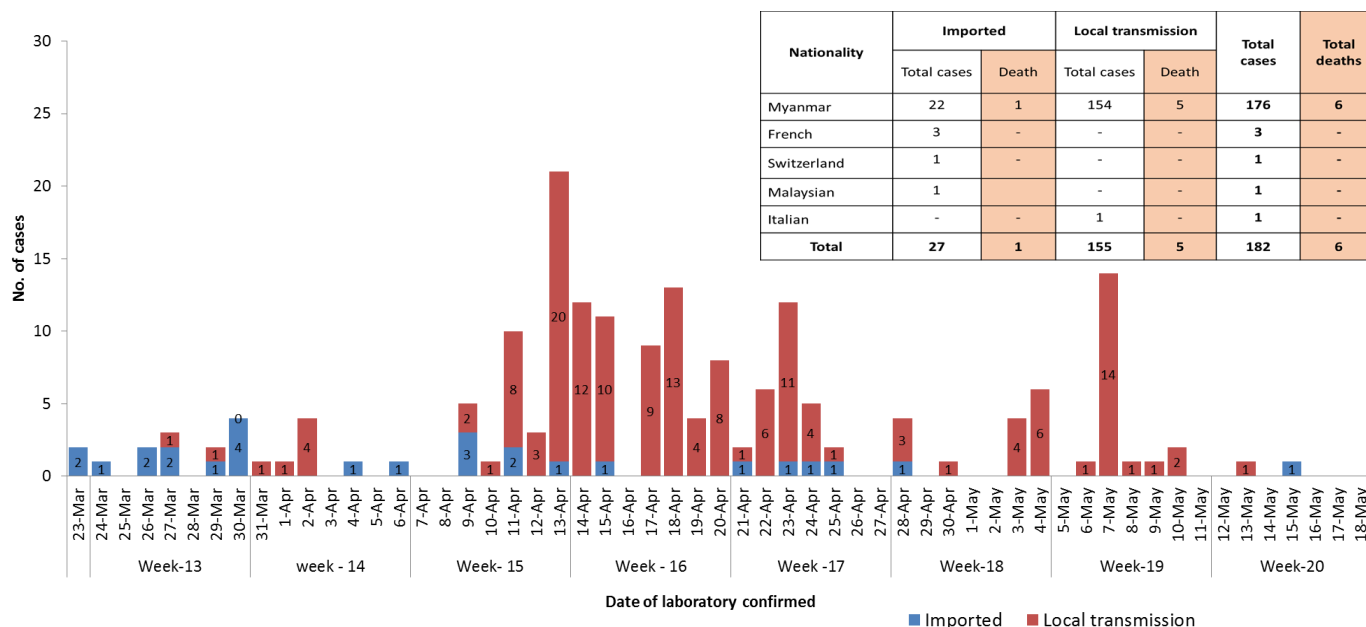


● Case
● Death

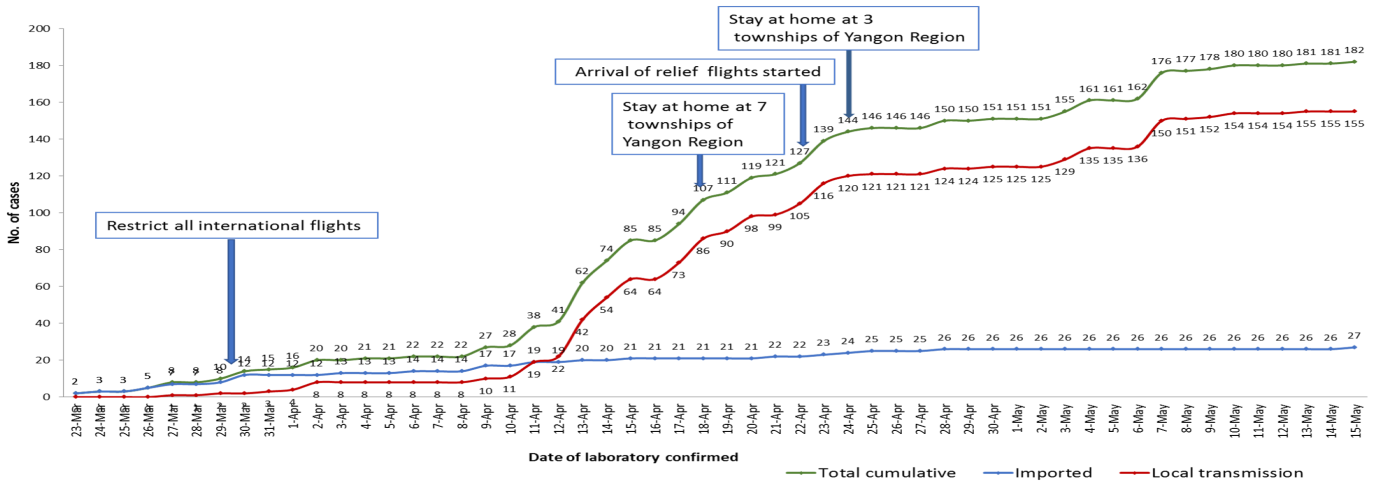
n (case) = 182
n (death) = 6

Total tested Specimen for COVID-19 (as of 16-5-2020, 3:00 AM)				
13,634				
Negative		Positive		Deaths
13,452		182		6
No.	State/Region	COVID-19 Confirmed case	Recovered	Deaths
1.	Yangon	146	73 (6 new)	5
2.	Bago	7	4	1
3.	Sagaing	7	4	-
4.	Chin	7 (1 new)	2	-
5.	Shan(East)	3	2	-
6.	Mandalay	3	3	-
7.	Shan(South)	2	2 (1 new)	-
8.	Shan(North)	2	1	-
9.	Naypyitaw	2	1	-
10.	Mon	1	1	-
11.	Magway	1	1	-
12.	Kachin	1	1	-
13.	Kayar	-	-	-
14.	Rakhine	-	-	-
15.	Ayeyarwaddy	-	-	-
16.	Kayin	-	-	-
17.	Thanintharyi	-	-	-
Total		182 (1 new)	95 (7 new)	6

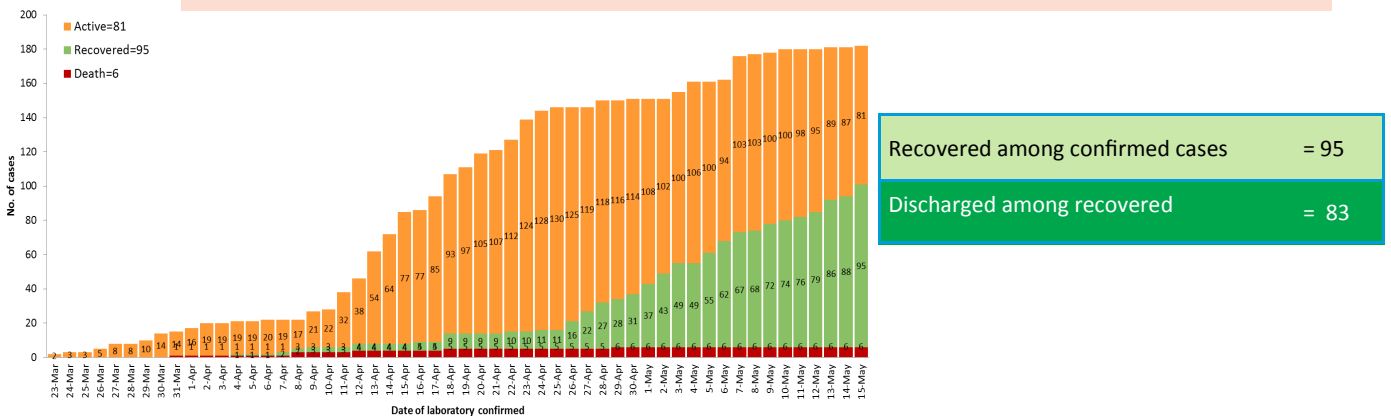
COVID-19 confirmed cases by date of laboratory confirmation (as of 16-5-2020,3:00 AM) n=182



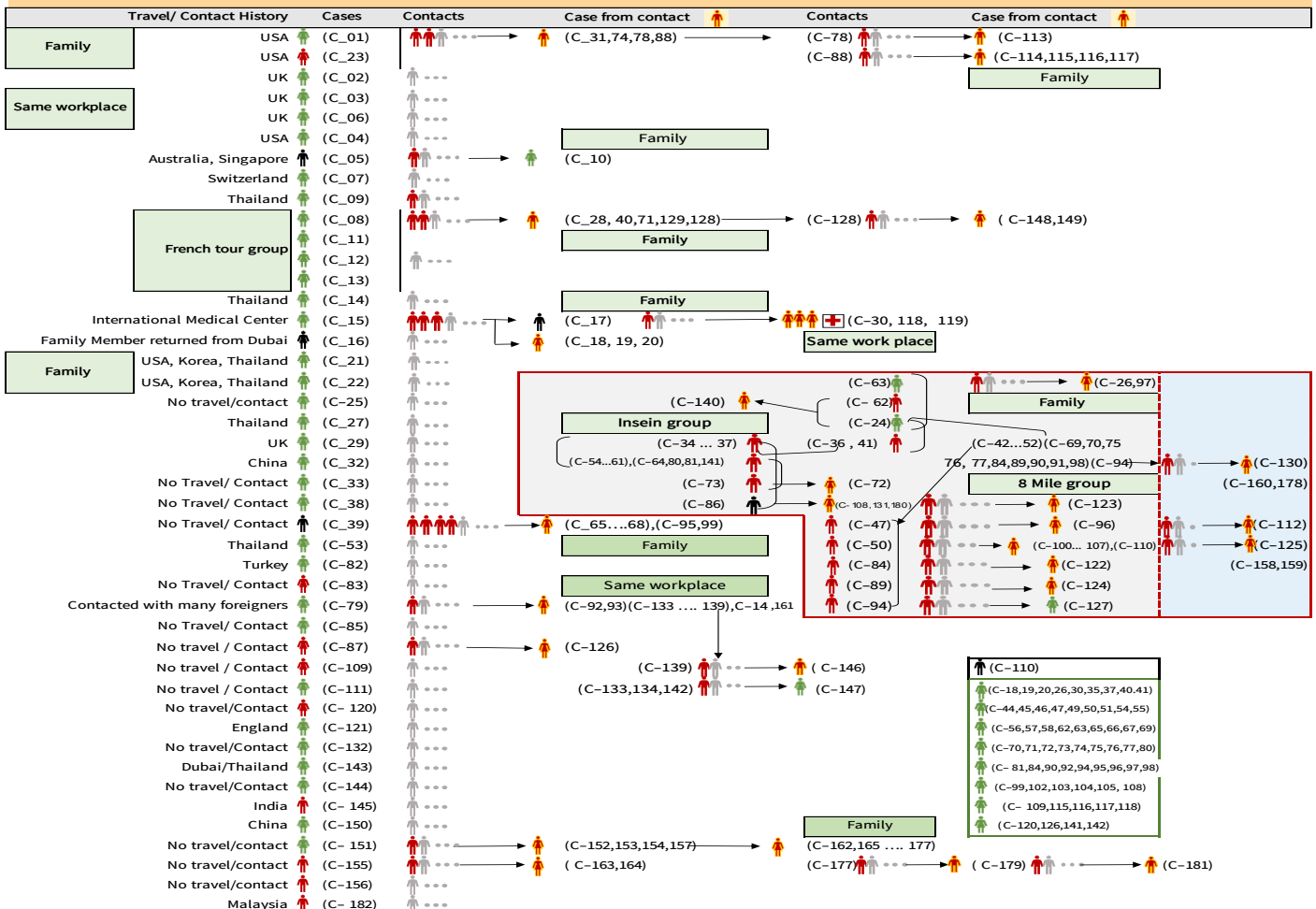
Total laboratory confirmed cases by date (as of 16.5.2020, 3:00 AM), n= 182



Cumulative Number of active confirmed cases, recovered and death (23.3.2020-16.5.2020), n= 182



Summary of COVID-19 confirmed cases (as of 16-5-2020), n= 3,741



Summary of situation (13.5.2020– 15.5.2020)

Type	New	Total (as of 15.5.2020)
Suspected and Person Under Investigation (PUI)	60	4,208
Hospital Quarantine	4	65
Facility Quarantine	1,696	59,191

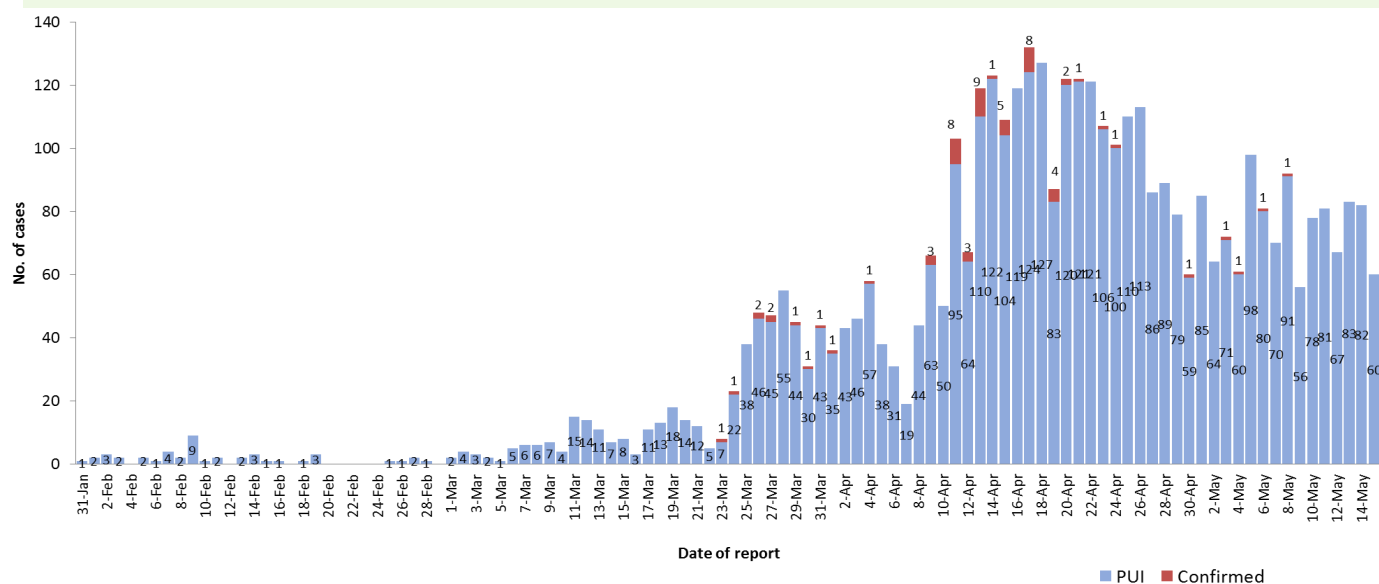
Person under Investigation (PUI) by State/Region hospitals (31.1.2020 – 15.5.2020) n= 4208

No.	State/Region	PUI
1.	Yangon	2,151
2.	Mandalay	720
3.	Shan (N)	167
4.	Bago	164
5.	Mon	152
6.	Magway	140
7.	Kayin	133
8.	Ayeyarwaddy	90
9.	Shan (E)	87
10.	Shan (S)	74
11.	Sagaing	71
12.	Kayah	63
13.	Naypyitaw	58
14.	Tanintharyi	48
15.	Rakhine	46
16.	Kachin	26
17.	Chin	18
Total		4,208

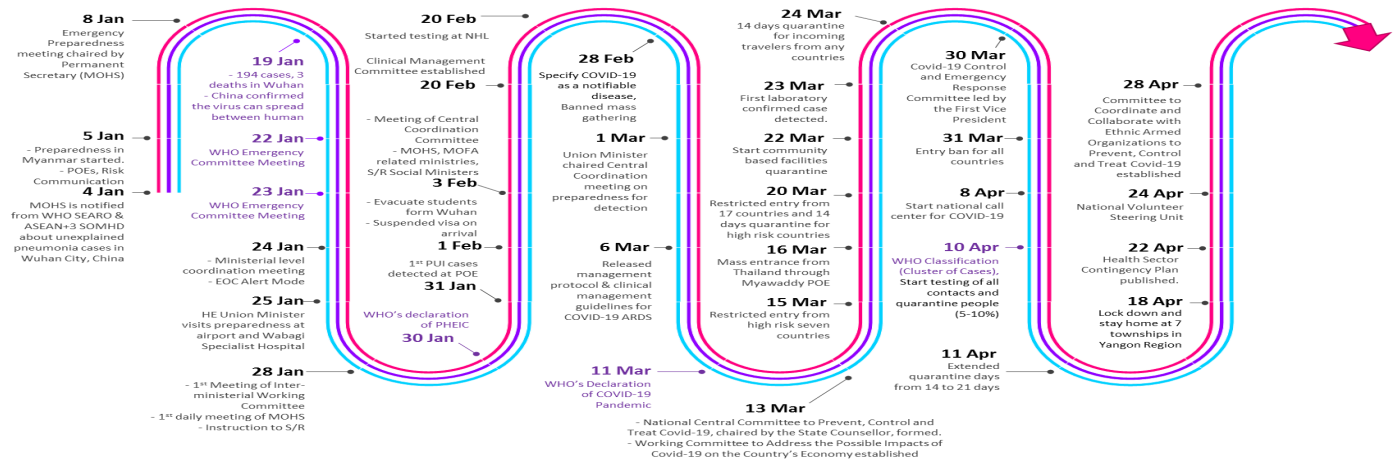
Summary of Facility Quarantine List (as of 15.5.2020)

No.	State/Region	No. of facilities	Total no. of quarantine people
1.	Magway	2,745	11,323
2.	Sagaing	2,076	10,115
3.	Ayeyarwaddy	1,677	7,368
4.	Mandalay	1,182	6,972
5.	Kachin	590	6,726
6.	Rakhine	519	3,594
7.	Bago	506	3,088
8.	Shan (N)	339	2,641
9.	Yangon	46	1,919
10.	Naypyitaw	19	1,177
11.	Shan(S)	113	1,045
12.	Tanintharyi	134	986
13.	Shan (E)	39	678
14.	Kayin	128	623
15.	Chin	35	398
16.	Mon	36	338
17.	Kayah	18	200
Total		10,202	59,191

COVID-19 laboratory confirmed cases among PUI (31.1.2020-15.5.2020), n(PUI)= 4208, n(confirmed)=62



Timeline of Preparedness and Response to COVID-19 in Myanmar



Summary of recovered (as of 15.5.2020)

- Recovered — 95 (52 .1% among confirmed cases)
- Active — 81 (44.5 % among confirmed cases)
- Death—6 (3.3 % among confirmed cases)
- Among recovered ,
 - ◆ Symptomatic - 49 % and asymptomatic - 51 %
 - ◆ 2 % of cases have severe symptoms and others have mild.
 - ◆ Minimum age - 1 year and 6 month
 - ◆ Maximum age - 87 year

Recovery time of COVID-19 patients (as of 15.5.2020) n= 95

Recovery time of COVID-19 patients	Duration
Minimum	13 Days
Maximum	49 Days
Average	24 Days
Median time	23 Days

Recovery time of COVID-19 patients in China (Reference: WHO –China joint mission report) (16-24 Feb 2020)	Median time of recovery	2 week

Recovery time means having at least 2 consecutive sets of nasopharyngeal and throat swabs collected ≥ 24 hours apart from a patient a patient with COVID-19 (a total of four negative specimens) and resolving of fever without use of antipyretic medication, improvement in illness signs and symptoms. (Reference: European CDC)