



# Ministry of Health and Sports (Myanmar)

## Department of Public Health

### Central Epidemiology Unit

(18 October 2020)

Situation Report -194

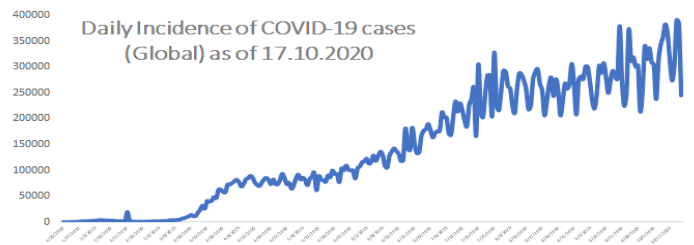
## Coronavirus Disease 2019 (COVID-19)

WHO Coronavirus Disease (COVID-19) Dashboard data as of 1:33 PM CEST 17 October 2020

**Confirmed cases**  
**39,123,292**

**Deaths**  
**1,099,586**

**Case Fatality Rate**  
**2.8%**



### Myanmar Situation

Data as reported by States and Regions by 17 October 2020

**Total Tested-449,741**

**34,875**

Confirmed Cases

**16,370**

Discharged

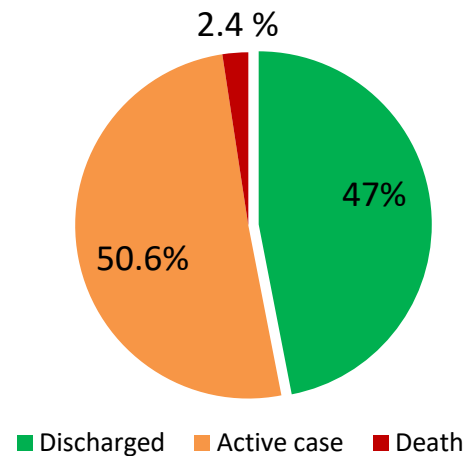
**414,866**

Negative

**838**

Death

Current Situation of Confirmed cases (23.3.2020-17.10.2020), n=34,875



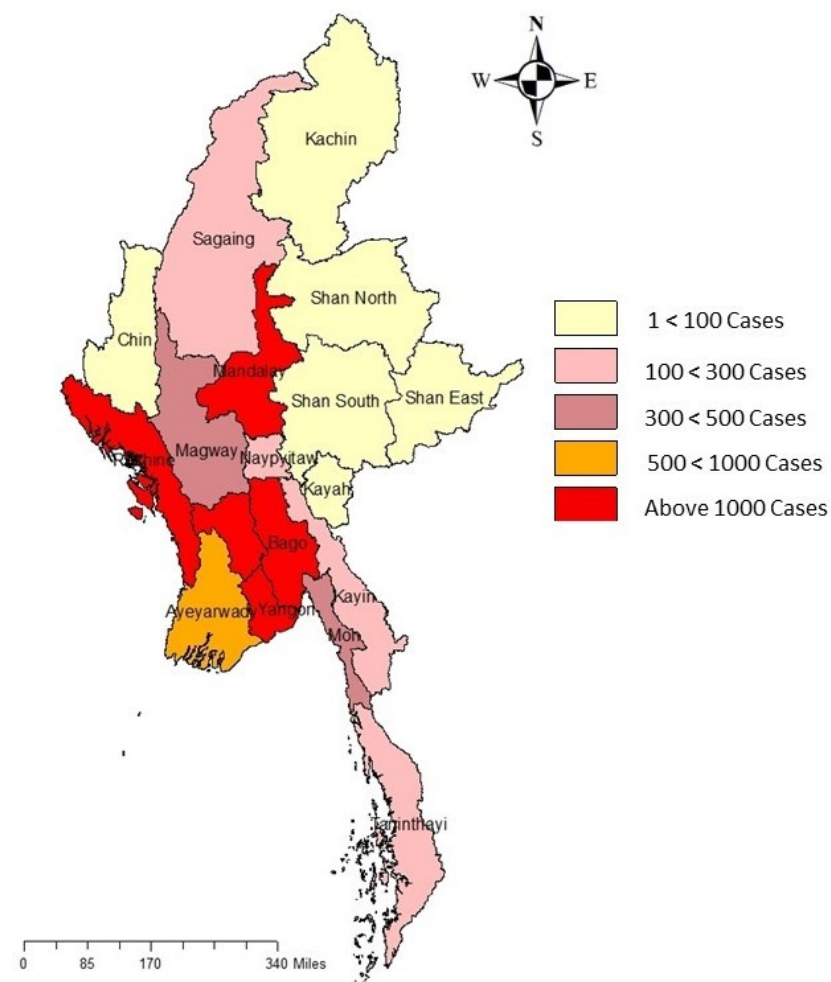
COVID-19 confirmed cases by two phases (23.3.2020 – 17-10-2020), n=34,875

Date	Local transmission		Imported		Total cases	Total Death
	No. of cases	Death	No. of case	Death		
(23.3.2020-15.8.2020)	161	5	213	1	374	6
(16.8.2020-17.10.2020)	34369	832	132	-	34501	832
<b>Total</b>	<b>34530</b>	<b>837</b>	<b>345</b>	<b>1</b>	<b>34875</b>	<b>838</b>

COVID-19 confirmed cases and death by State/Region (23.3.2020 – 17-10-2020), n=34,875

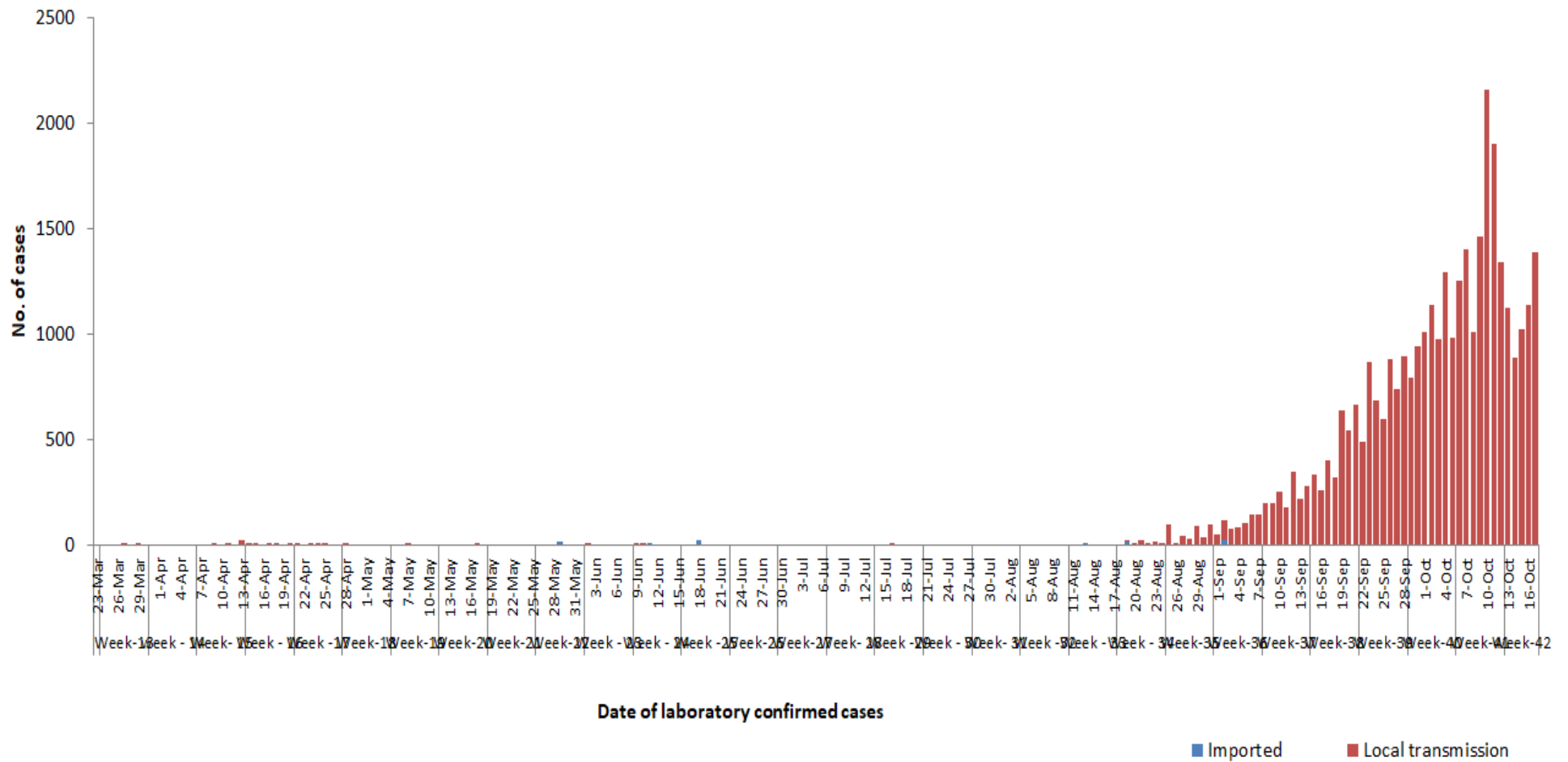
No	State/Region	COVID –19 Confirmed case	New confirmed cases within 24 hours	Deaths
1	Yangon	27,631	1,063	804
2	Rakhine	2,489	61	9
3	Bago	1,296	70	3
4	Mandalay	1,021	66	2
5	Ayeyarwaddy	658	35	2
6	Mon	489	69	8
7	Magway	303	1	1
8	Sagaing	263	8	-
9	Naypyitaw	228	3	3
10	Thanintharyi	137	5	1
11	Kayin	130	-	3
12	Kachin	90	3	-
13	Chin	62	2	1
14	Shan (South)	54	-	1
15	Shan (North)	14	1	-
16	Shan (East)	9	-	-
17	Kayah	1	-	-
<b>Total</b>		<b>34,875</b>	<b>1,387</b>	<b>838</b>

Map showing COVID-19 laboratory confirmed cases

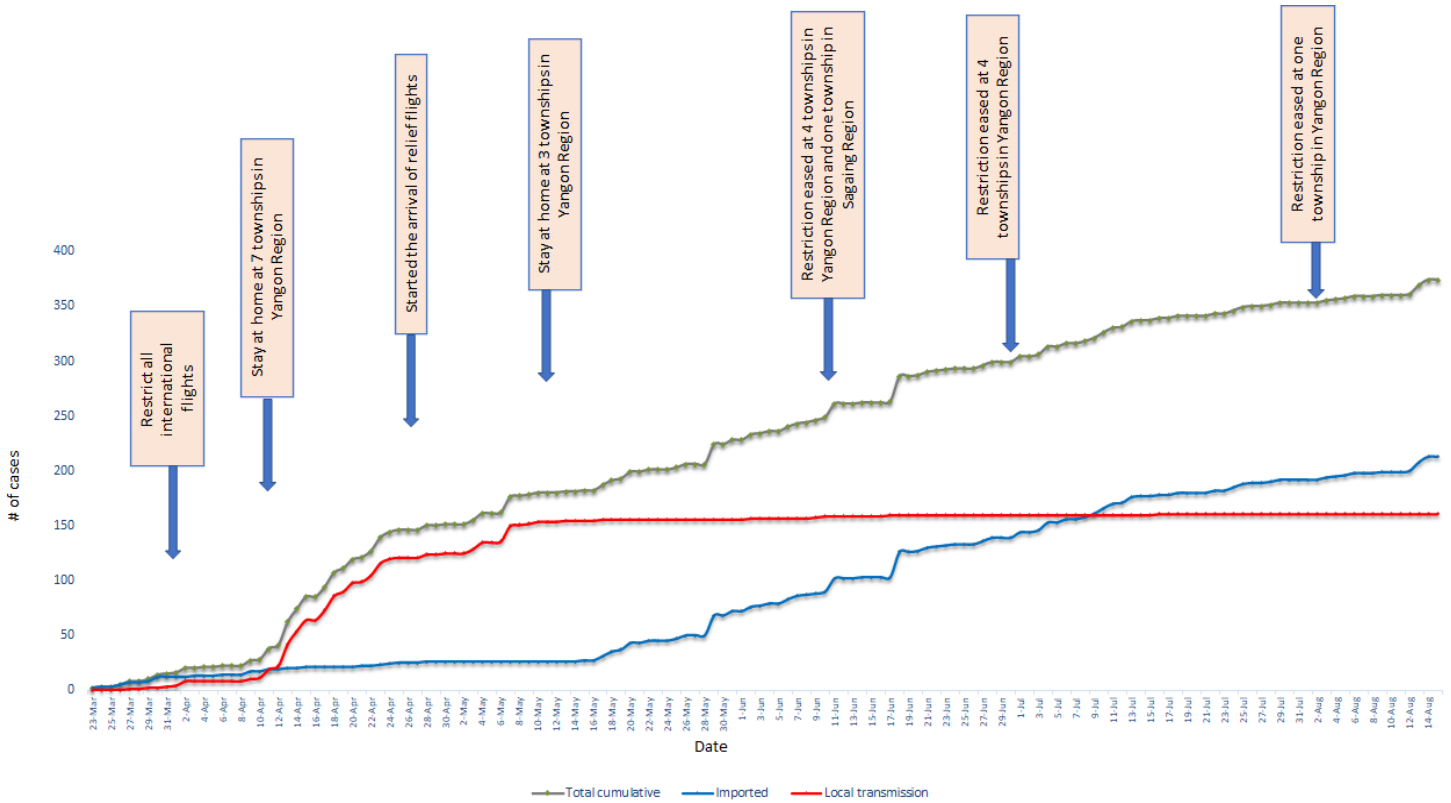


\*No. of new cases by State and Region are counted according to epidemiology situation

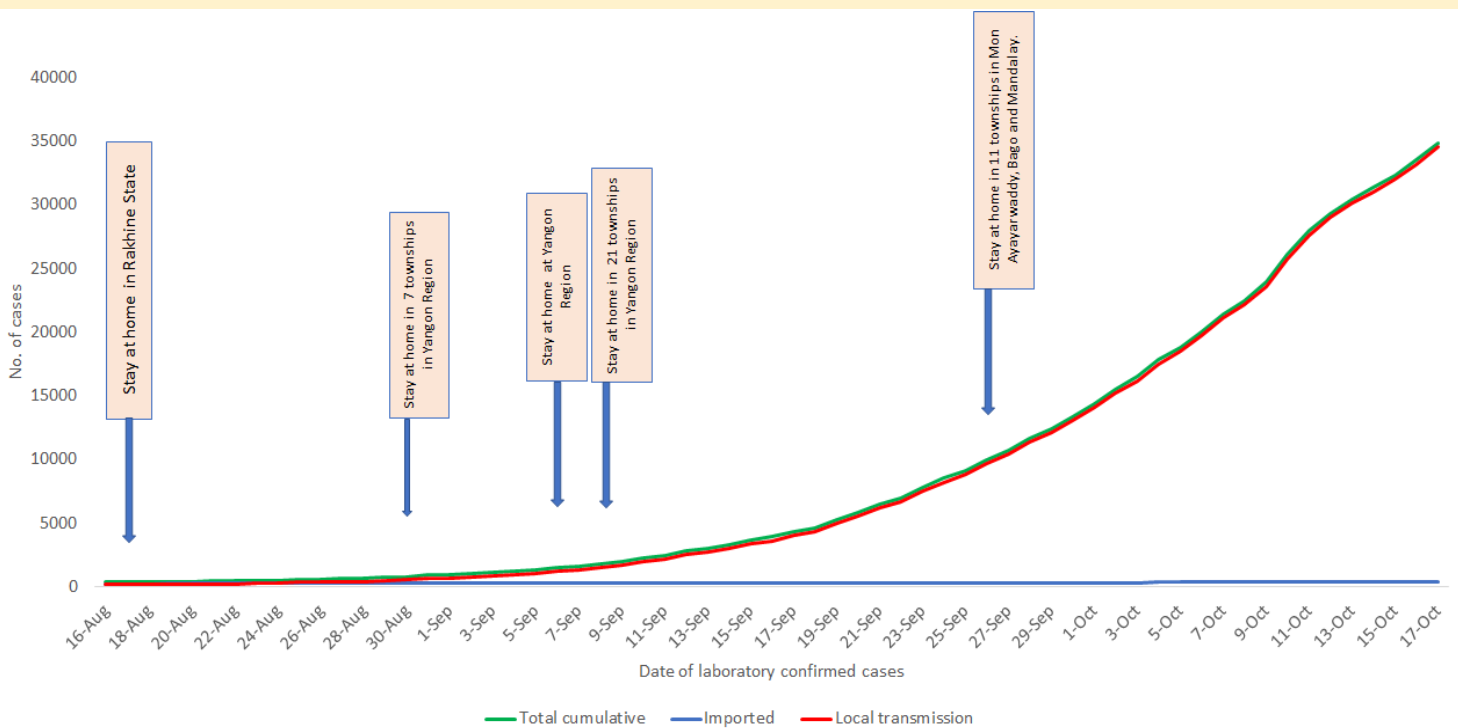
## COVID-19 confirmed cases by types of transmissions (as of 17.10.2020) n=34,875



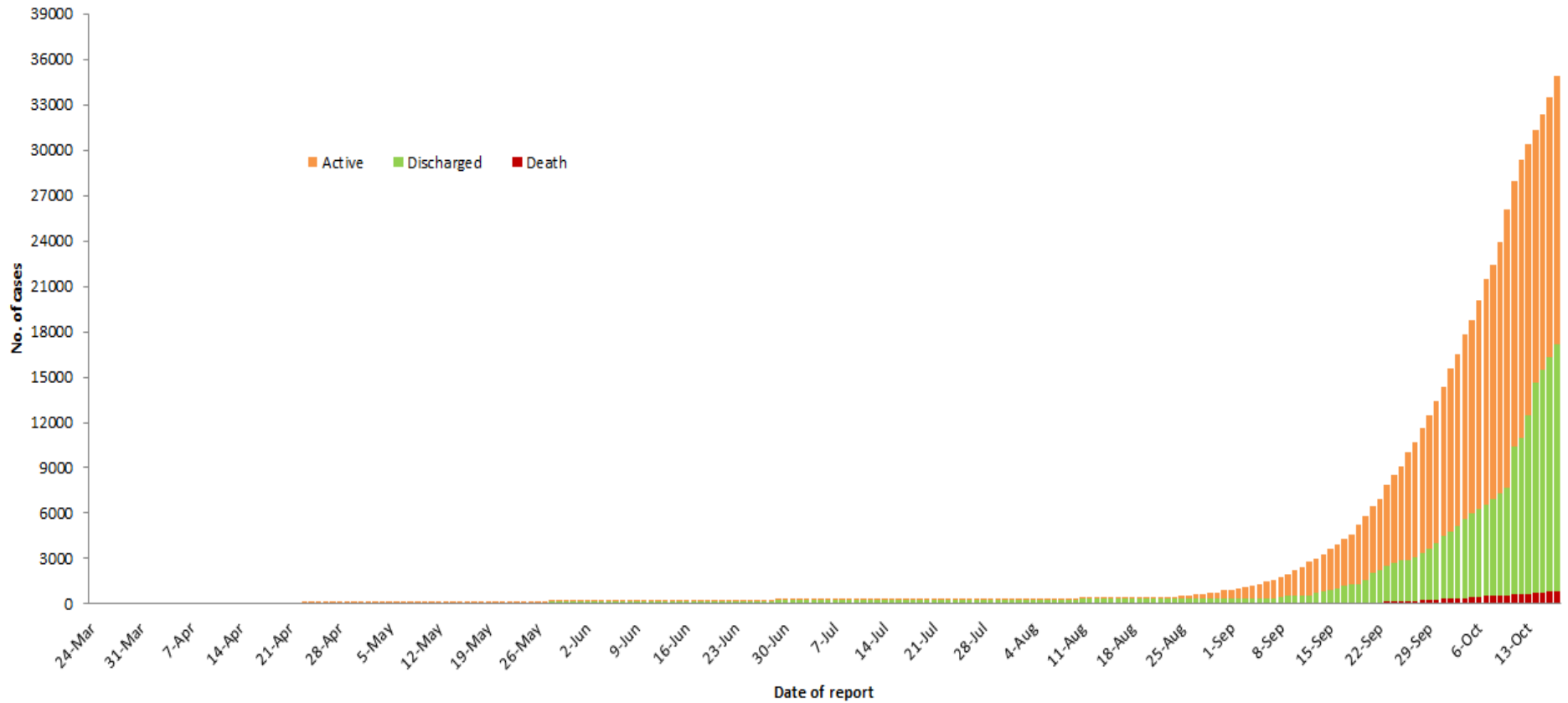
Total cumulative number of cases, imported and local transmission cases by date (23.3.2020- 15.8.2020), n= 374



Total cumulative number of cases, imported and local transmission cases by date (16.8.2020- 17.10.2020)



**Cumulative Number of active confirmed cases, discharged and deaths (23.3.2020 – 17.10.2020), n (cumulative)=34,875**



\* Discharged criteria for COVID-19 patients was changed on 10.10.2020

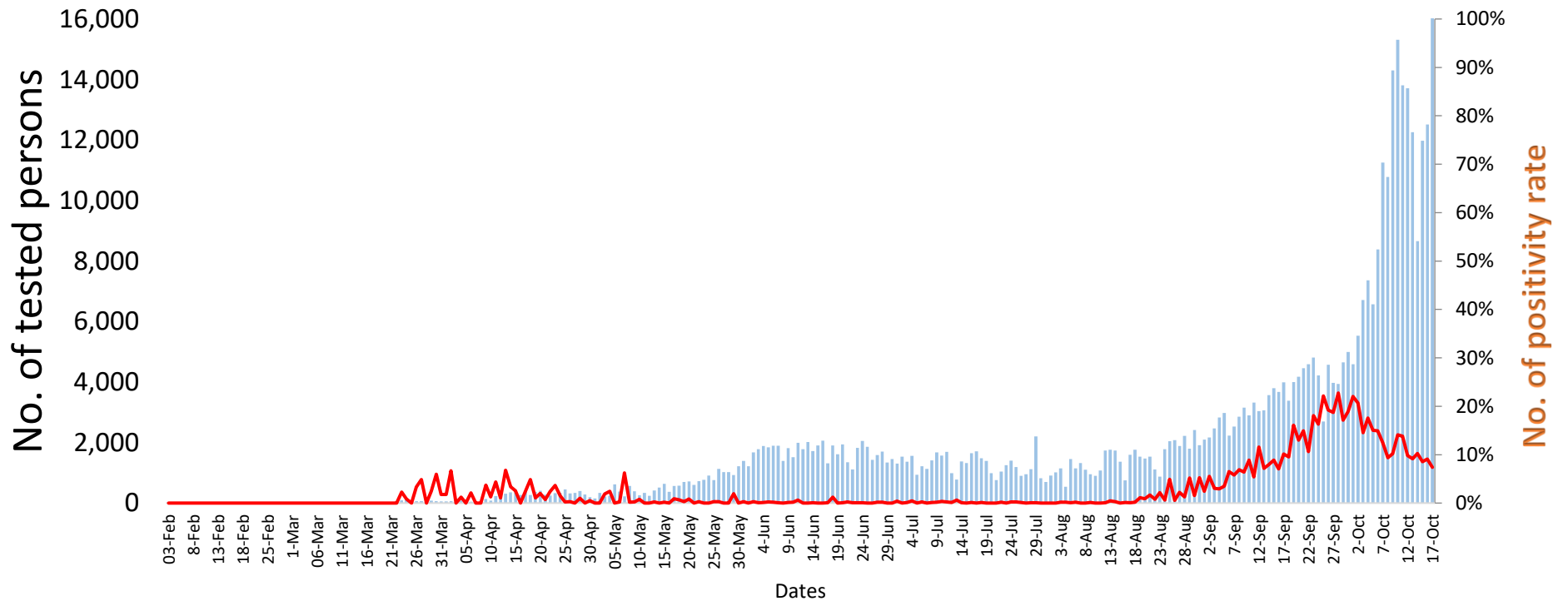
Summary of current situation		
Type	New (16.10.2020-17.10.2020)	Total (on 17.10.2020)
Suspected and Person Under Investigation (PUI)	548	1,801
Hospital Quarantine	27	336
Facility Quarantine	2,211	76,771

Person under Investigation (PUI) by State/Region hospitals (31.1.2020 – 17.10.2020) n= 24,865	No. of Facility Quarantine sites and Quarantined people on 17.10.2020
---	---

No.	State/Region	PUI	No.	State/Region	No. of facilities	Total no. of quarantine
1	Yangon	16763	1	Yangon	364	29,399
2	Mandalay	3217	2	Ayeyarwaddy	1,111	11,026
3	Mon	865	3	Bago	1120	10,561
4	Kayin	578	4	Magway	599	4,409
5	Rakhine	542	5	Sagaing	835	3,990
6	Magway	510	6	Kachin	331	3,195
7	Ayeyarwaddy	453	7	Mandalay	390	3,026
8	Bago	445	8	Kayin	246	1,762
9	Shan(N)	381	9	Rakhine	276	1,692
10	Thanintharyi	210	10	Tanintharyi	153	1,451
11	Sagaing	169	11	Shan South	143	1,412
12	Shan ( E)	161	12	Mon	36	1,284
13	Shan(S)	158	13	Naypyitaw	12	1,141
14	Naypyitaw	147	14	Shan North	441	1100
15	Kachin	106	15	Shan East	21	648
16	Kayah	93	16	Kayah	12	371
17	Chin	67	17	Chin	28	304
<b>Total</b>		24,865	<b>Total</b>		6,118	76,771

\*Facility quarantine rule changed from 21 days to 14 days on 11-9-2020 while 7 days home quarantine rule remain unchanged.

## COVID-19 positivity rate by date (as of 17.10.2020)

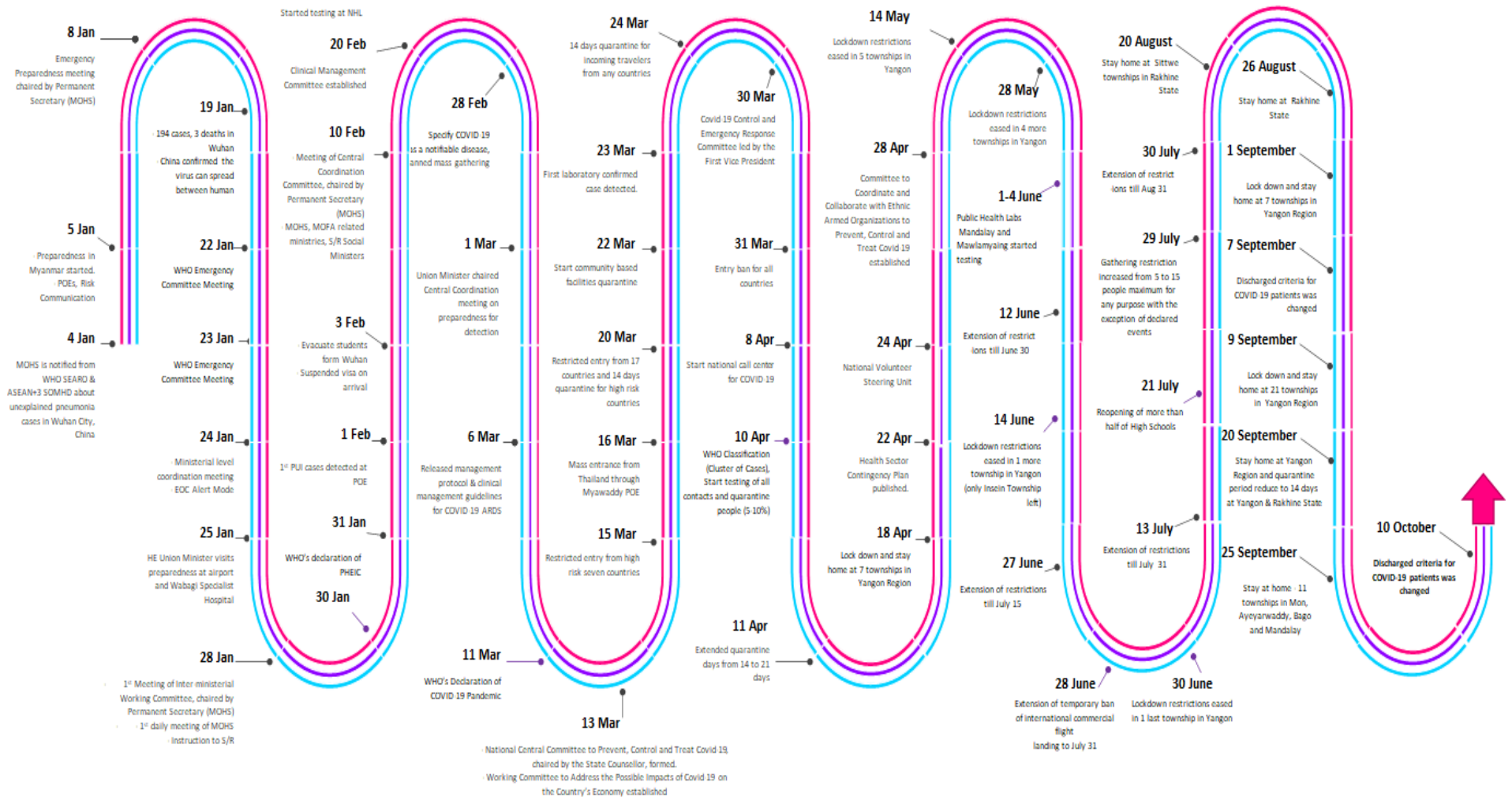


Total tested persons - 449,741

Total confirmed cases - 34,875

■ Tested person — Positivity rate

# Timeline of Preparedness and Response to COVID-19 in Myanmar (as of 17.10.2020)



Hotline Number — 0673 420 268

Data source - CEU, DMS, NHL, PHL (MDY and MLM), DMR, DSGH, State and Region Health Departments