



Ministry of Health and Sports (Myanmar)

Department of Public Health

Central Epidemiology Unit

(5 June 2020)

Coronavirus Disease 2019 (COVID-19)

Situation Report - 59

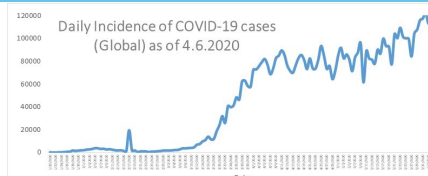
Data as reported by States and Regions by 00:00AM MST 5 June 2020

Global Situation
(WHO situation report - 136)
data as of 14:30 MST 4 June 2020

Confirmed cases
6,416,821

Deaths
382,867

Case Fatality Rate
5.9 %



Myanmar Situation

Total tested
33,587

Confirmed cases
236

Negative
33,351

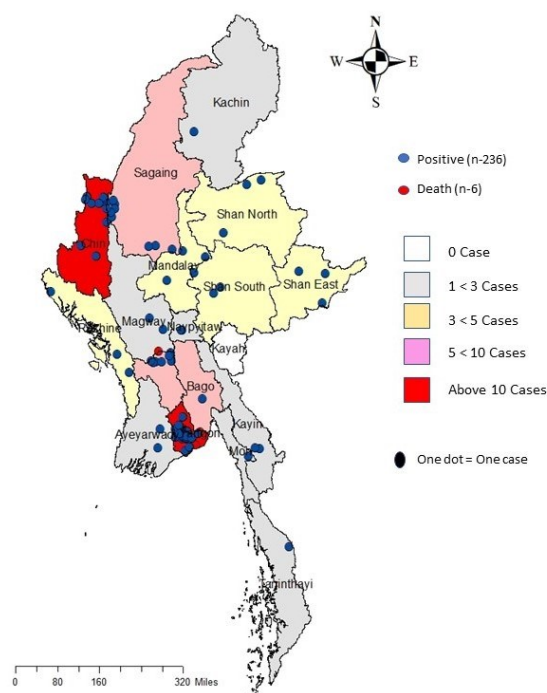
Recovered
151
64.5 % of confirmed cases

Active
79
33.7% of confirmed cases

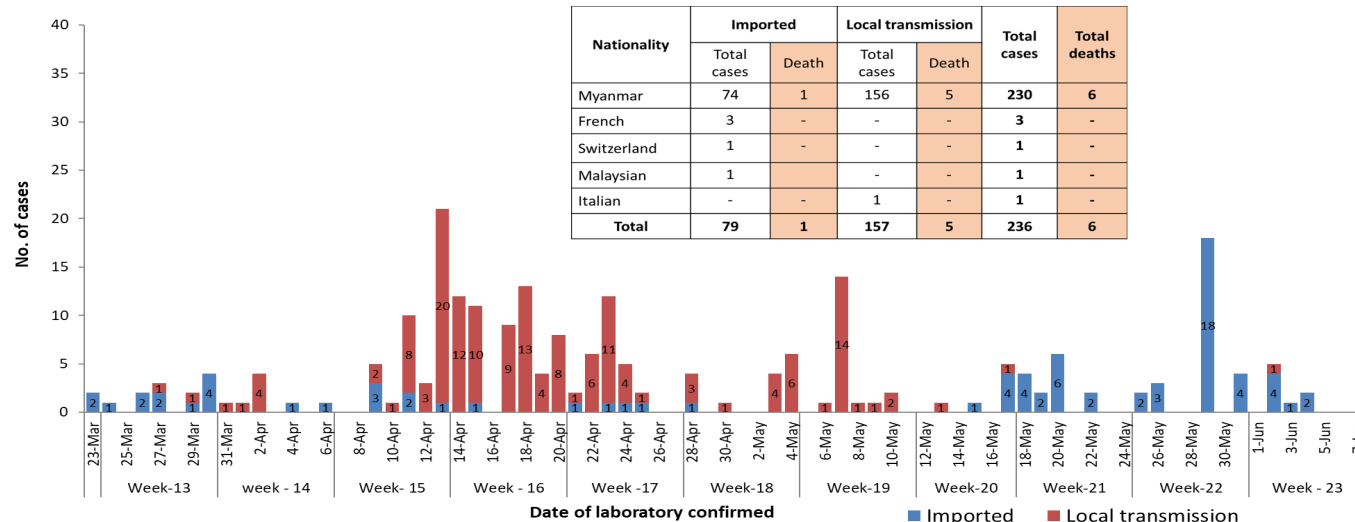
Death
6
2.5% of confirmed cases

No.	State/Region	COVID -19 Confirmed case	Recovered	Deaths
1.	Yangon	183	117 (3 New)	5
2.	Chin	10	3	-
3.	Sagaing	9 (2 New)	7	-
4.	Bago	8	6	1
5.	Shan(East)	3	3	-
6.	Mandalay	3	3	-
7.	Shan(South)	3	2	-
8.	Shan(North)	3	2	-
9.	Naypyitaw	2	2	-
10.	Kayin	2	2	-
11.	Magway	2	1	-
12.	Rakhine	3	-	-
13.	Ayeyarwaddy	2	-	-
14.	Mon	1	1	-
15.	Kachin	1	1	-
16.	Thanintharyi	1	1	-
17.	Kayah	-	-	-
Total		236 (2 new)	151 (3 new)	6

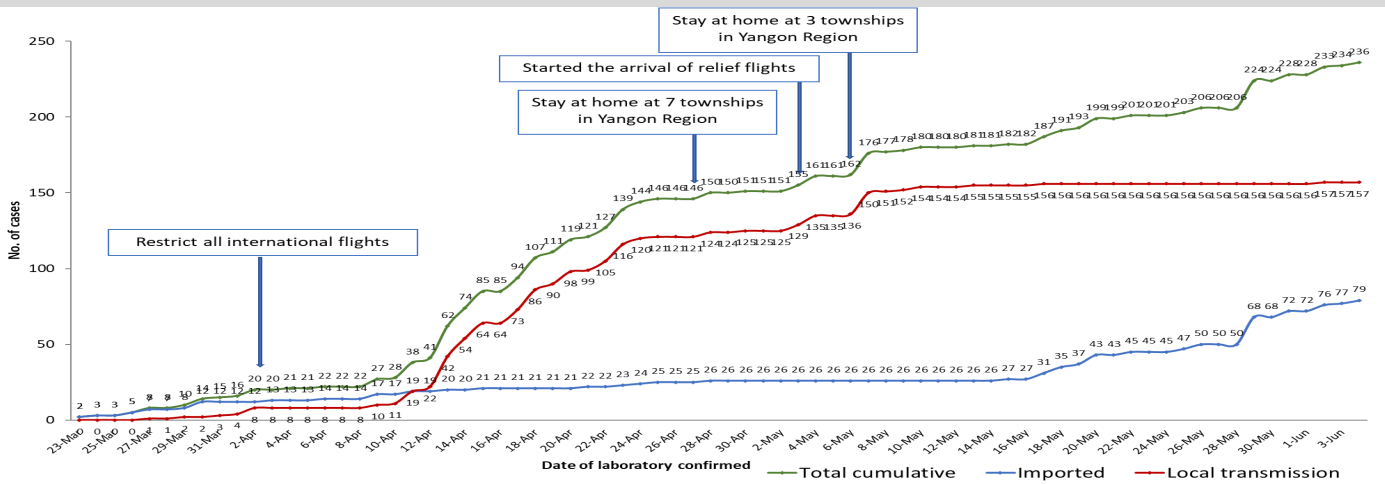
Map showing COVID-19 laboratory confirmed cases



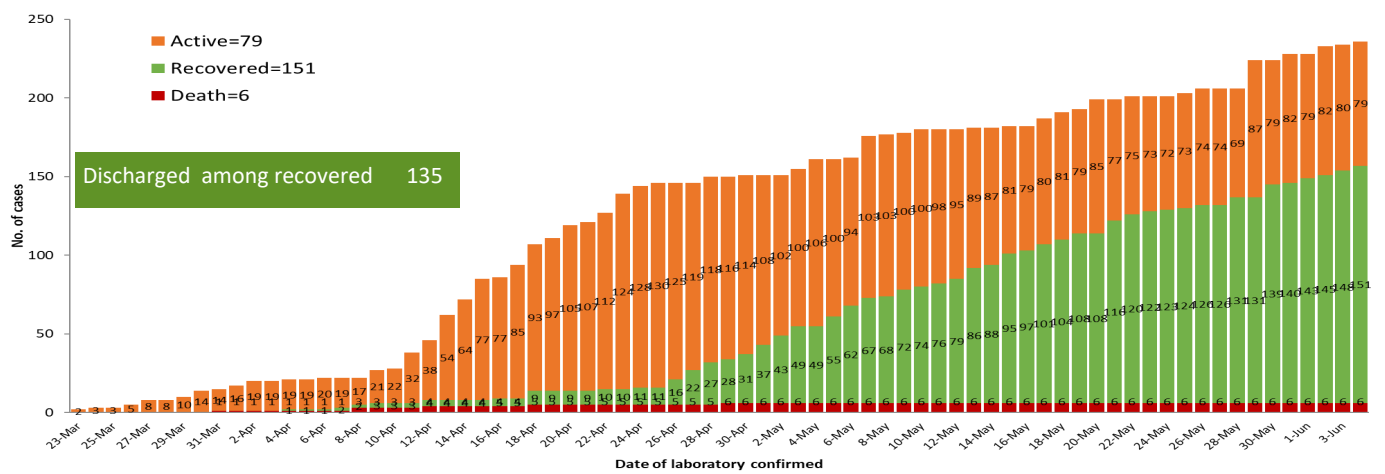
COVID-19 confirmed cases by types of transmissions (as of 5-6-2020,00:00 am) n=236



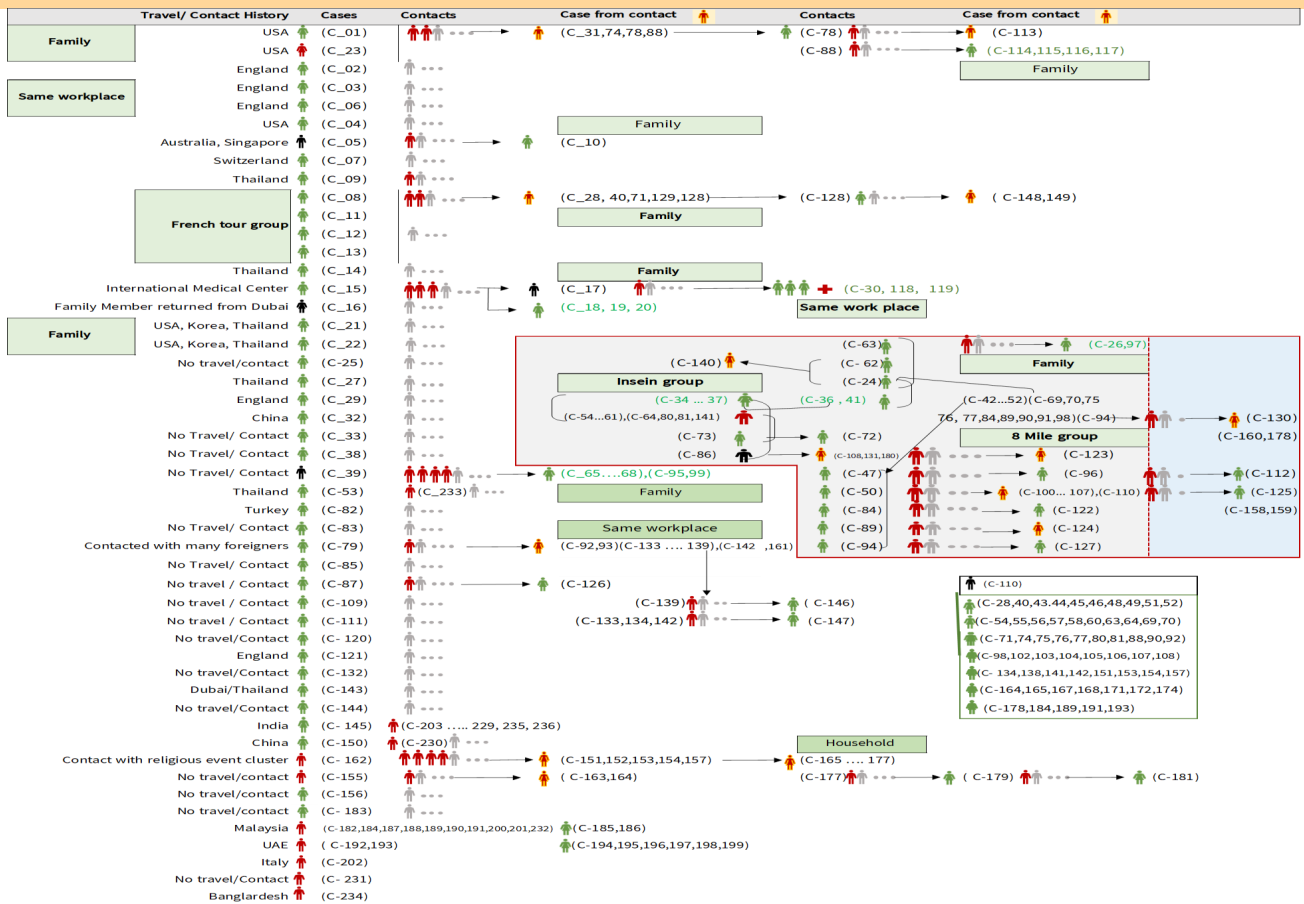
Total laboratory confirmed cases by date (as of 5.6.2020, 00:00 am), n= 236



Cumulative Number of active confirmed cases, recovered and death (23.3.2020 – 4-6-2020), n (cumulative)=236



Summary of COVID-19 confirmed cases (as of 4-6-2020) ,n (contacts)= 4,943



Summary of current situation

Type	New (31.5.2020-4.6.2020)	Total (on 4.6.2020)
Suspected and Person Under Investigation (PUI)	51	267
Hospital Quarantine	8	94
Facility Quarantine	2,188	49,004

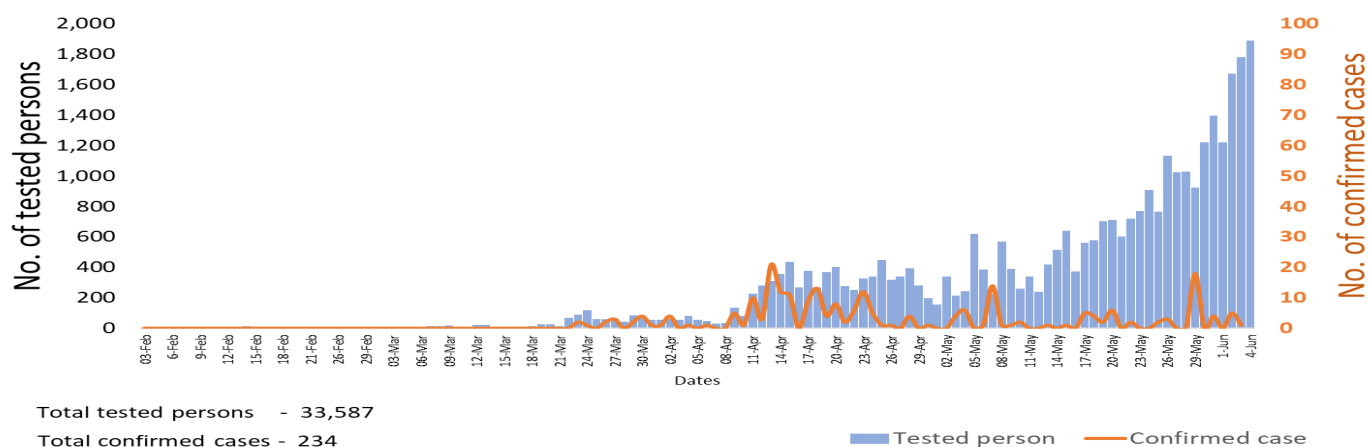
Person under Investigation (PUI) by State/Region hospitals (31.1.2020 – 4.6.2020) n= 5,156

No. of Facility Quarantine sites and Quarantined people on 4.6.2020

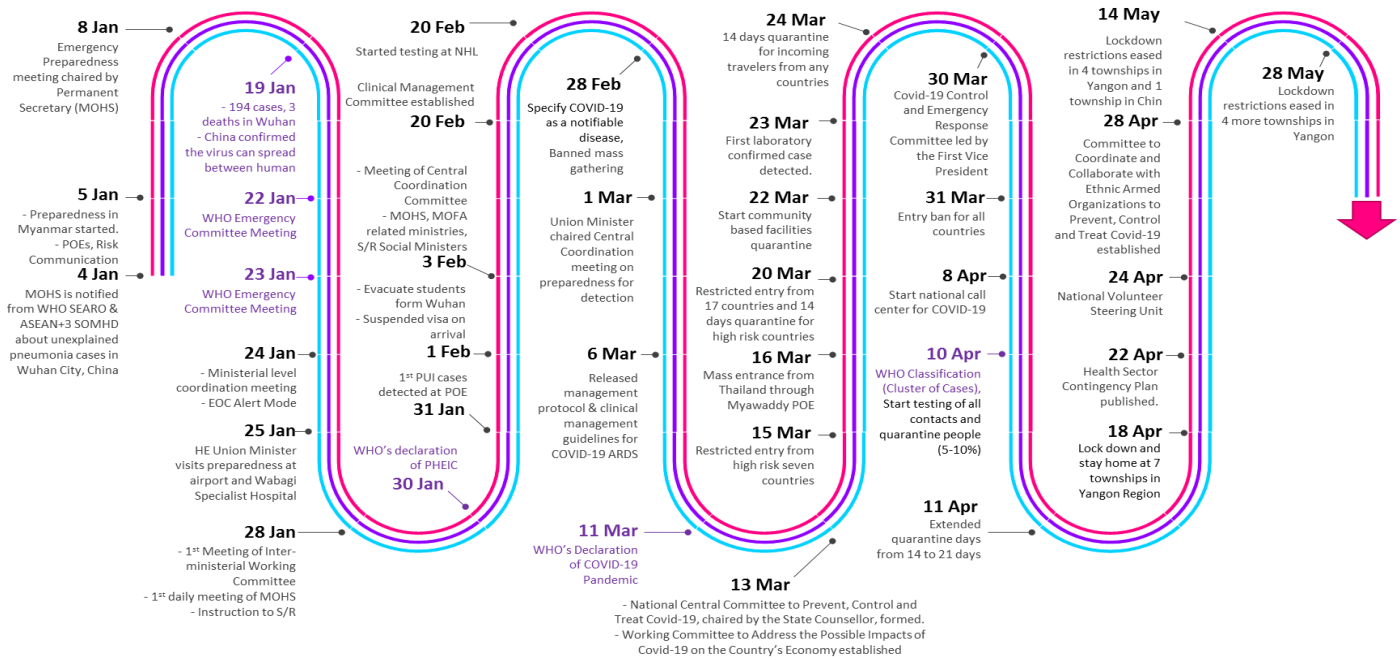
No.	State/Region	PUI
1.	Yangon	2,684
2.	Mandalay	927
3.	Bago	187
4.	Kayin	181
5.	Shan (N)	173
6.	Tanintharyi	169
7.	Shan (S)	167
8.	Mon	112
9.	Rakhine	99
10.	Shan (E)	90
11.	Ayeyarwaddy	76
12.	Magway	76
13.	Sagaing	60
14.	Kayah	55
15.	Chin	50
16.	Naypyitaw	27
17.	Kachin	23
Total		5,156

No.	State/Region	No. of facilities	Total no. of quarantine
1.	Magway	2,866	9,968
2.	Bago	538	5,771
3.	Kachin	706	5,089
4.	Sagaing	1,856	4,274
5.	Mandalay	596	4,176
6.	Rakhine	650	3,161
7.	Kayin	489	2,845
8.	Yangon	68	2,606
9.	Ayeyarwaddy	787	2,595
10.	Mon	45	2,003
11.	Shan North	425	1,898
12.	Shan S	131	1,349
13.	Naypyitaw	19	1,228
14.	Tanintharyi	189	1,034
15.	Shan East	11	501
16.	Chin	42	306
17.	Kayah	18	200
Total		9,436	49,004

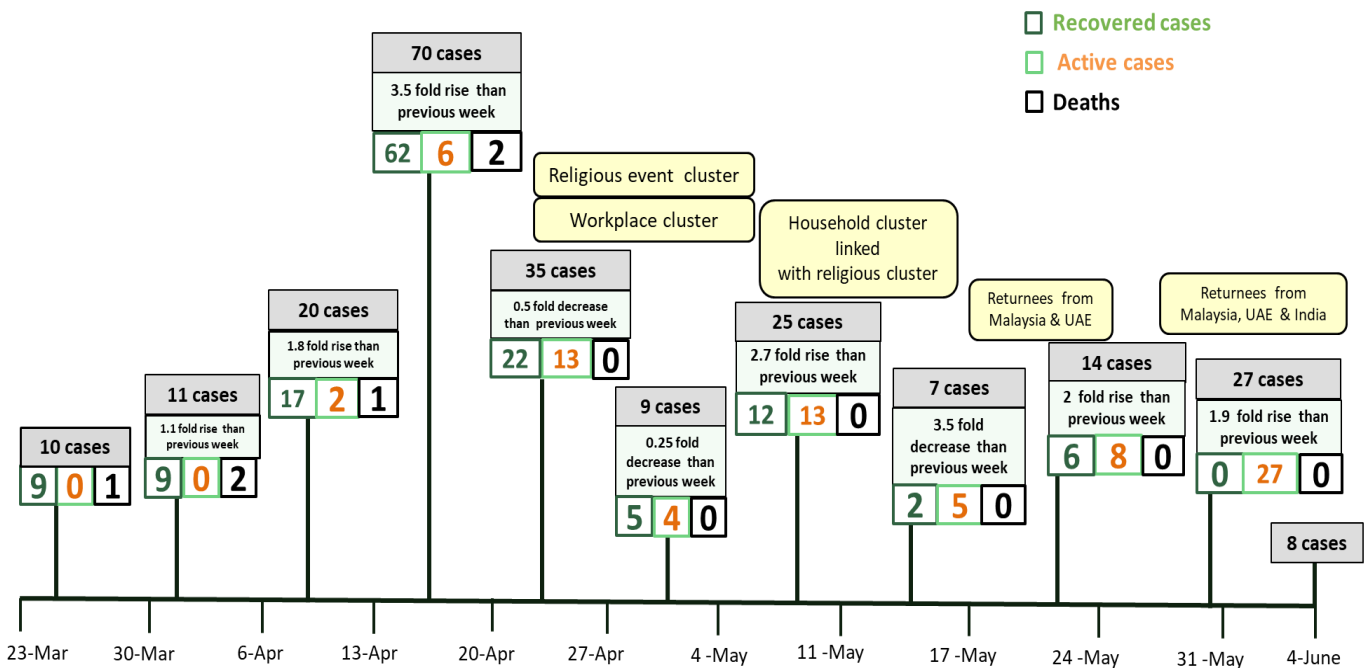
COVID-19 confirmed cases among tested by date (as of 4.6.2020)



Timeline of Preparedness and Response to COVID-19 in Myanmar (as of 4.6.2020)



Summary of new confirmed cases detection after first two cases (as of 4.6.2020)



- Confirmed cases were detected as peak in the 4th week after first confirmed cases due to religious event cluster.
- Confirmed cases were decreased but still raised than the first 3 weeks due to religious event cluster and workplace cluster.
- There were an increased in numbers of cases in the 7th week after the first two cases due to household cluster linked with religious cluster.
- Confirmed cases were detected by nearly two fold rise in the 9th and 10th weeks after first two cases because of returnees coming back by relief flights.