



# Ministry of Health and Sports (Myanmar)

## Department of Public Health

### Central Epidemiology Unit

( 19 June 2020 )

#### Coronavirus Disease 2019 (COVID-19)

Situation Report - 73

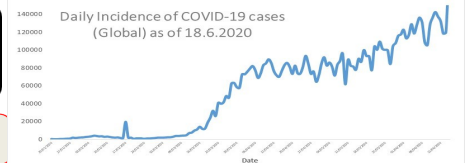
Data as reported by States and Regions by 11:30 PM MST 18 June 2020

**Global Situation**  
(WHO situation report - 150)  
data as of 14:30 MST 18 June 2020

**Confirmed cases**  
**8,242,999**

**Deaths**  
**445,535**

**Case Fatality Rate**  
**5.4 %**



#### Myanmar Situation

**Total tested**  
**58,630**

**Confirmed cases**  
**286**

**Negative**  
**58,344**

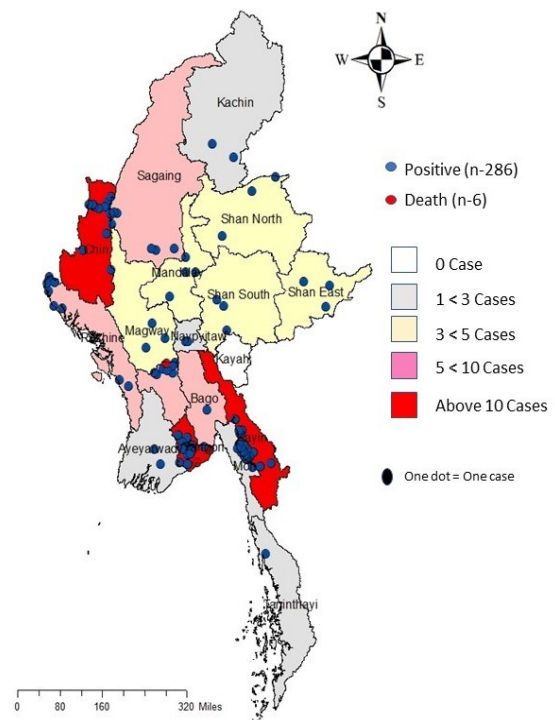
**Recovered**  
**192**  
67.1 % of confirmed cases

**Active**  
**88**  
30.7% of confirmed cases

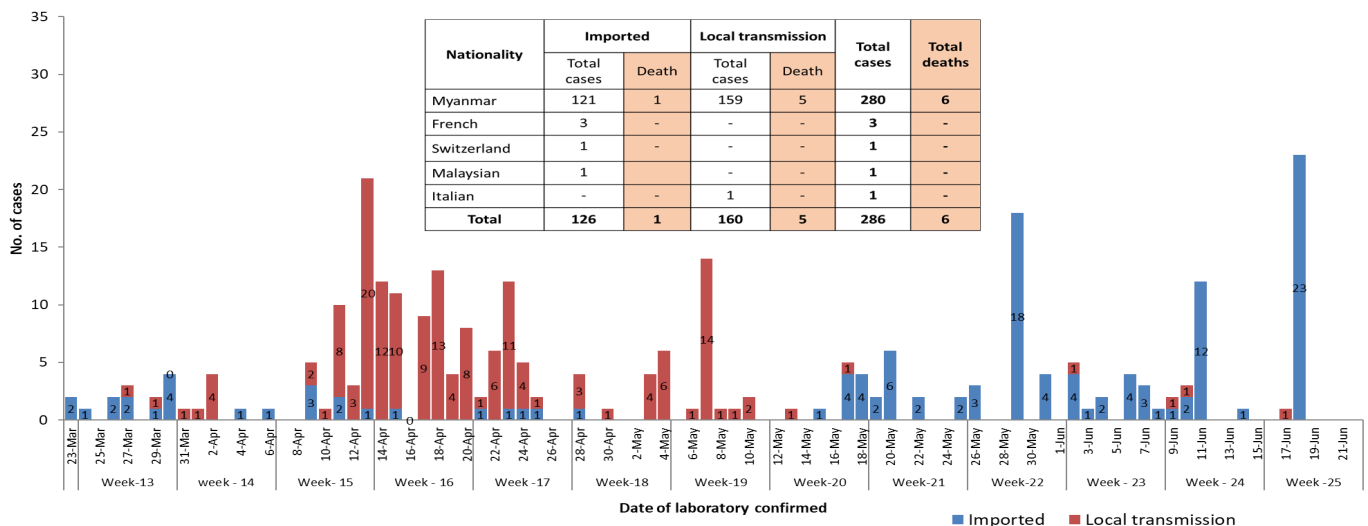
**Death**  
**6**  
2.1% of confirmed cases

No.	State/Region	COVID -19 Confirmed	Recovered	Deaths
1	Yangon	201	149 ( 4 New)	5
2	Kayin	25( 23 New)	1	-
3	Chin	10	6	-
4	Sagaing	9	7	-
5	Rakhine	9	2 (1 New)	-
6	Bago	8	7	1
7	Shan(South)	4	2	-
8	Mandalay	3	3	-
9	Shan(East)	3	4	-
10	Shan(North)	3	2	-
11	Magway	3	2	-
12	Naypyitaw	2	2	-
13	Ayeyarwaddy	2	2	-
14	Kachin	2	1	-
15	Mon	1	1	-
16	Thanintharyi	1	1	-
17	Kayah	-	-	-
<b>Total</b>		<b>286 (23 New)</b>	<b>192(5 New)</b>	<b>6</b>

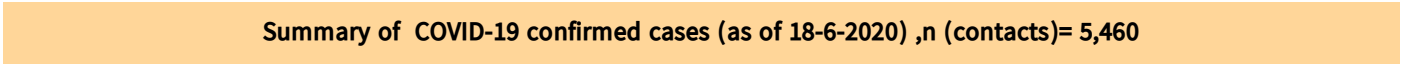
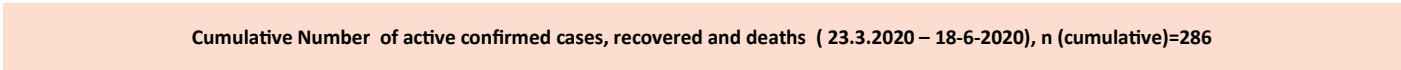
Map showing COVID-19 laboratory confirmed cases



COVID-19 confirmed cases by types of transmissions (as of 18-6-2020, 11:30 pm) n=286



**Total laboratory confirmed cases by date (as of 18.6.2020, 11:30 pm), n= 286**



## Summary of current situation

Type	New (17.6.2020-18.6.2020)	Total (on 18.6.2020)
Suspected and Person Under Investigation (PUI)	23	219
Hospital Quarantine	13	90
Facility Quarantine	1,516	40,154

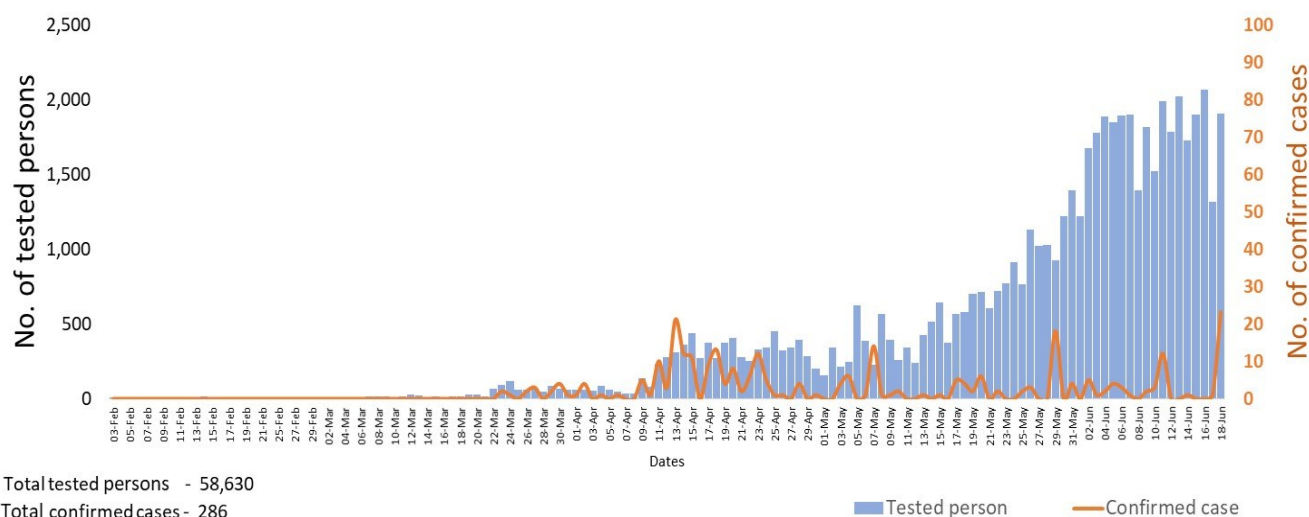
### Person under Investigation (PUI) by State/Region hospitals (17.6.2020 – 18.6.2020) n= 5,646

No.	State/Region	PUI
1.	Yangon	2,910
2.	Mandalay	1,051
3.	Kayin	212
4.	Mon	208
5.	Shan(N)	198
6.	Magway	189
7.	Bago	179
8.	Shan (E)	113
9.	Ayeyarwaddy	102
10.	Shan(S)	94
11.	Sagaing	82
12.	Kayah	76
13.	Naypyitaw	63
14.	Rakhine	60
15.	Thanintharyi	54
16.	Kachin	33
17.	Chin	22
<b>Total</b>		<b>5,646</b>

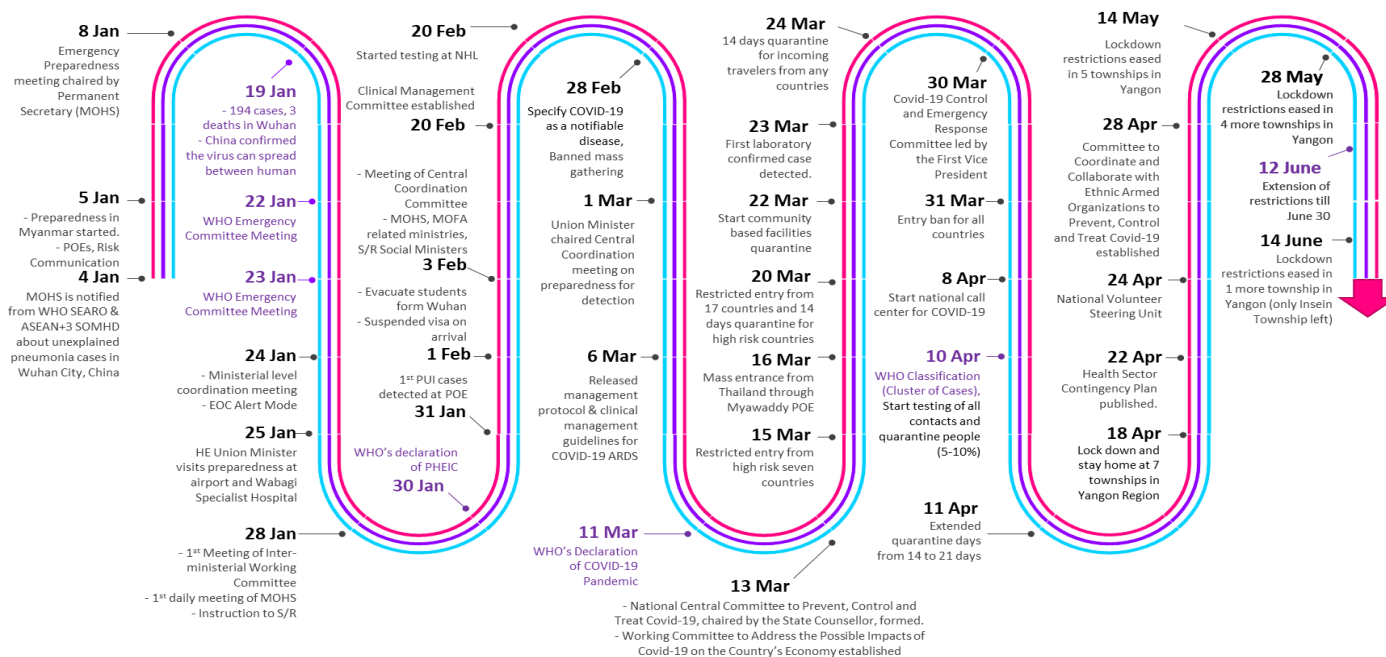
### No. of Facility Quarantine sites and Quarantined people on 18.6.2020

No.	State/Region	No. of facilities	Total no. of quarantine
1.	Magway	2,635	6,159
2.	Bago	455	5,855
3.	Kayin	1,012	4,306
4.	Mon	345	3,619
5.	Kachin	402	3,332
6.	Yangon	81	2,803
7.	Mandalay	141	2,370
8.	Sagaing	969	2,254
9.	Rakhine	507	2,224
10.	Shan South	128	1,676
11.	Ayeyarwaddy	225	1,603
12.	Tanintharyi	189	1,269
13.	Naypyitaw	19	1,067
14.	Shan North	239	1,003
15.	Chin	33	247
16.	Shan East	11	190
17.	Kayah	18	177
<b>Total</b>		<b>7,409</b>	<b>40,154</b>

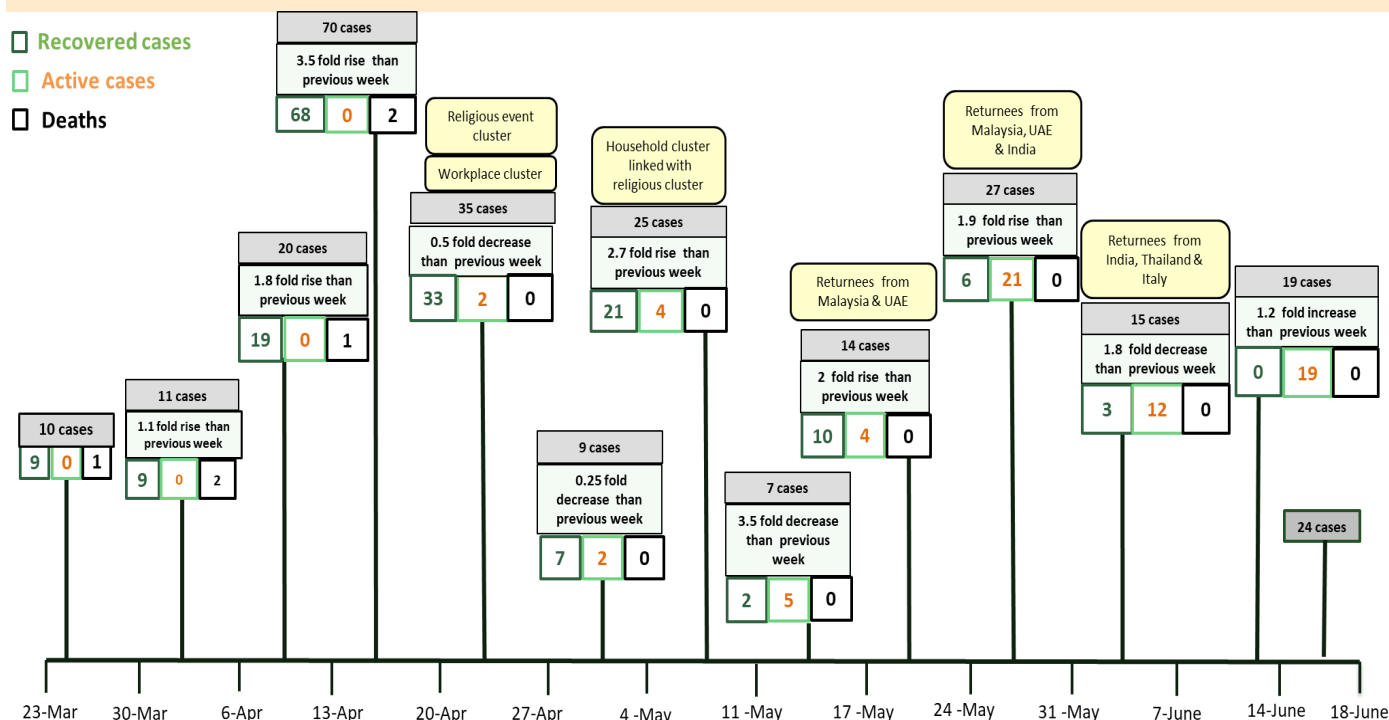
### COVID-19 confirmed cases among tested by date (as of 18.6.2020)



## Timeline of Preparedness and Response to COVID-19 in Myanmar (as of 18.6.2020)



## Summary of new confirmed cases detection after first two cases (as of 18.6.2020)



- Confirmed cases were detected as a peak in the 4th week after first confirmed cases due to the religious event cluster.
- Confirmed cases were decreased but still raised than the first 3 weeks due to the religious event cluster and workplace cluster.
- There were an increased in numbers of cases in the 7th week after the first two cases due to the household cluster linked with a religious cluster.
- Confirmed cases were detected by a nearly two-fold rise in the 9th and 10th weeks after the first two cases because of returnees coming back by relief flights.