



# Ministry of Health and Sports (Myanmar)

## Department of Public Health

### Central Epidemiology Unit

(2 December 2020)

Situation Report -239

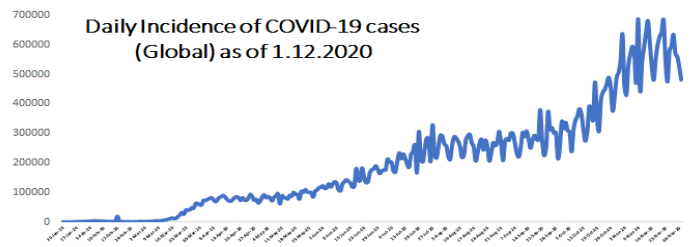
## Coronavirus Disease 2019 (COVID-19)

WHO Coronavirus Disease (COVID-19) Dashboard data as of 7:08 PM CEST 1 December 2020

**Confirmed cases**  
**62,844,837**

**Deaths**  
**1,465,144**

**Case Fatality Rate**  
**2.3%**



### Myanmar Situation

Data as reported by States and Regions by 1 December 2020

Total Tested-1,182,735

**92,189**

Confirmed Cases

**71,343**

Discharged

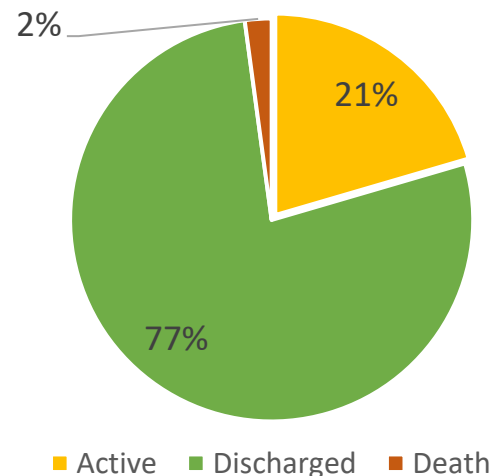
**1,090,546**

Negative

**1,972**

Death

Current Situation of Confirmed cases (23.3.2020-1.12.2020), n=92,189



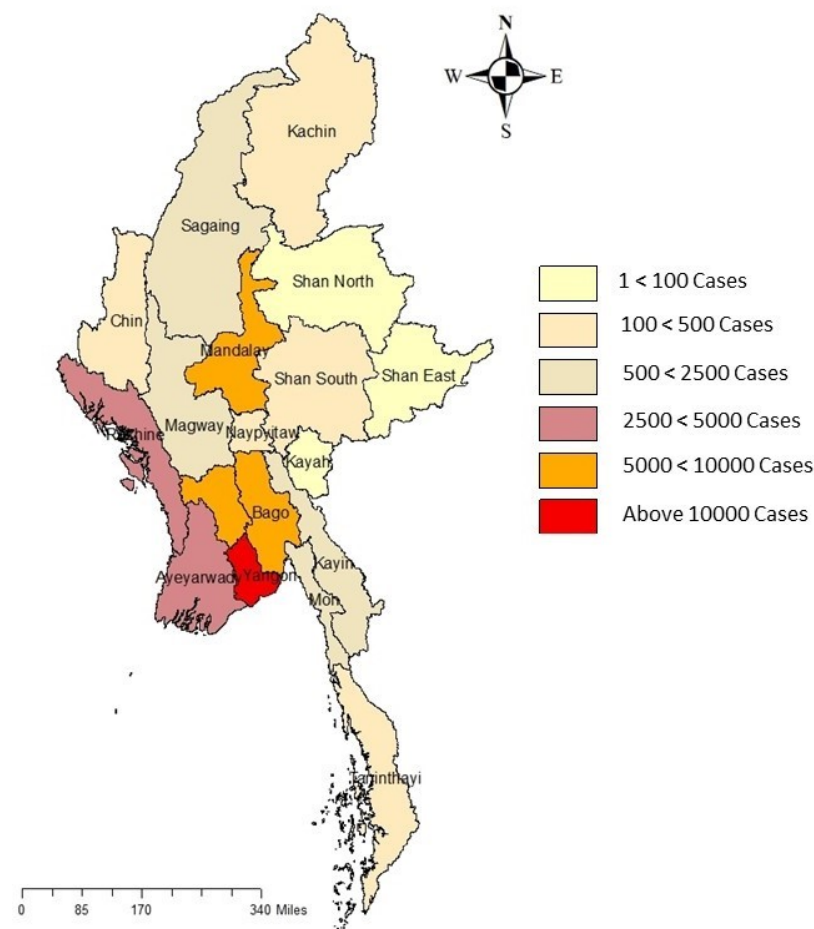
COVID-19 confirmed cases by two phases (23.3.2020 – 1-12-2020), n=92,189

Date	Local transmission		Imported		Total cases	Total Death
	No. of cases	Death	No. of case	Death		
(23.3.2020-15.8.2020)	161	5	213	1	374	6
(16.8.2020-1.12.2020)	91558	1966	257	-	91815	1966
<b>Total</b>	<b>91719</b>	<b>1971</b>	<b>470</b>	<b>1</b>	<b>92189</b>	<b>1972</b>

COVID-19 confirmed cases and death by State/Region (23.3.2020 – 1-12-2020), n=92,189

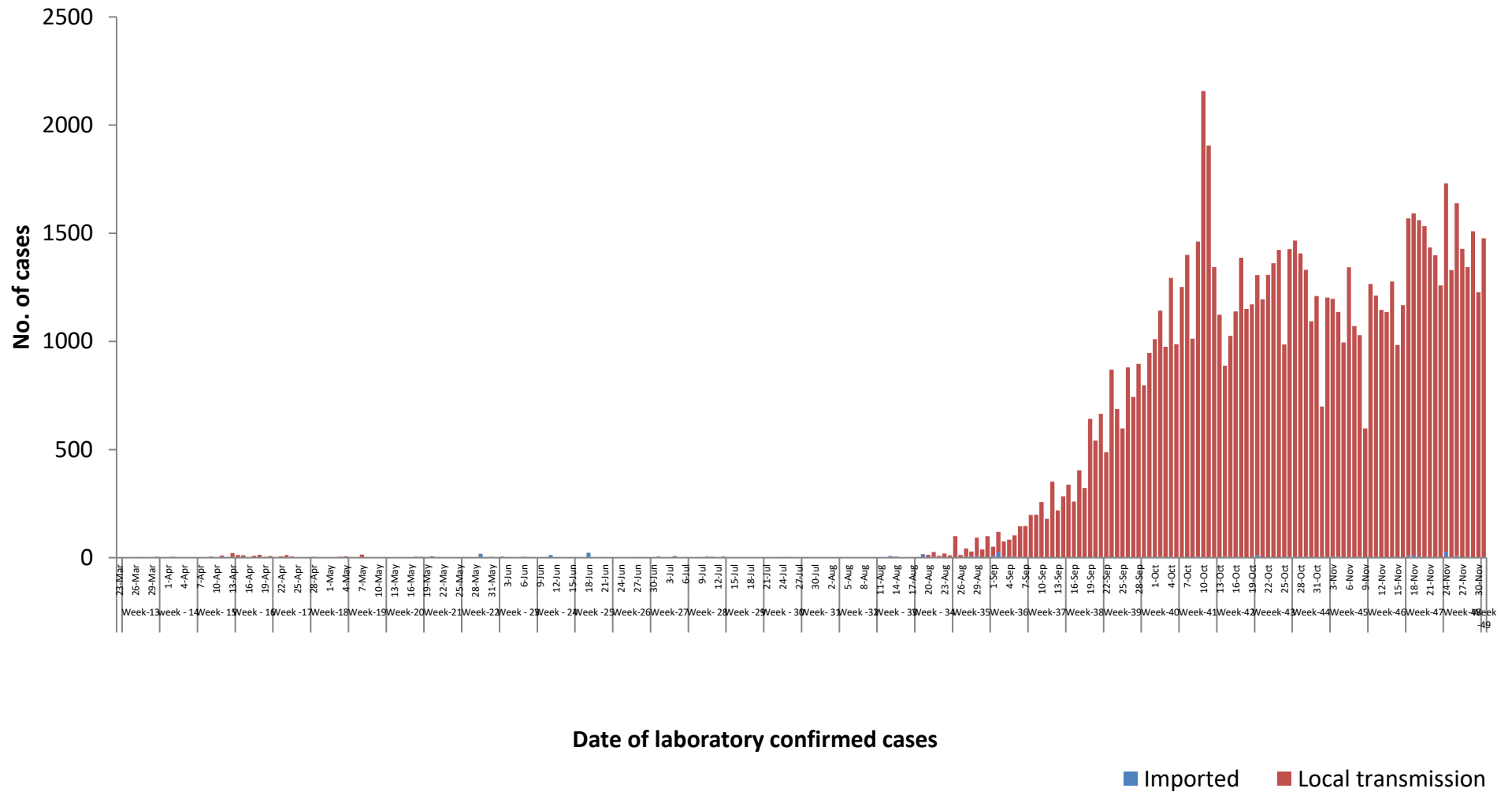
No	State/Region	COVID –19 Confirmed case	New confirmed cases within 24 hours	Deaths
1	Yangon	67,547	885	1,845
2	Mandalay	6,327	299	48
3	Bago	5,387	92	9
4	Rakhine	3,721	57	24
5	Ayeyarwaddy	3,023	23	14
6	Magway	1,570	15	1
7	Mon	1,462	32	12
8	Sagaing	869	25	3
9	Kayin	646	1	10
10	Naypyitaw	423	6	3
11	Thanintharyi	417	2	-
12	Shan (South)	267	2	1
13	Kachin	226	15	-
14	Chin	123	1	1
15	Shan (North)	97	5	1
16	Shan (East)	66	15	-
17	Kayah	18	1	-
<b>Total</b>		<b>92,189</b>	<b>1,476</b>	<b>1,972</b>

Map showing COVID-19 laboratory confirmed cases

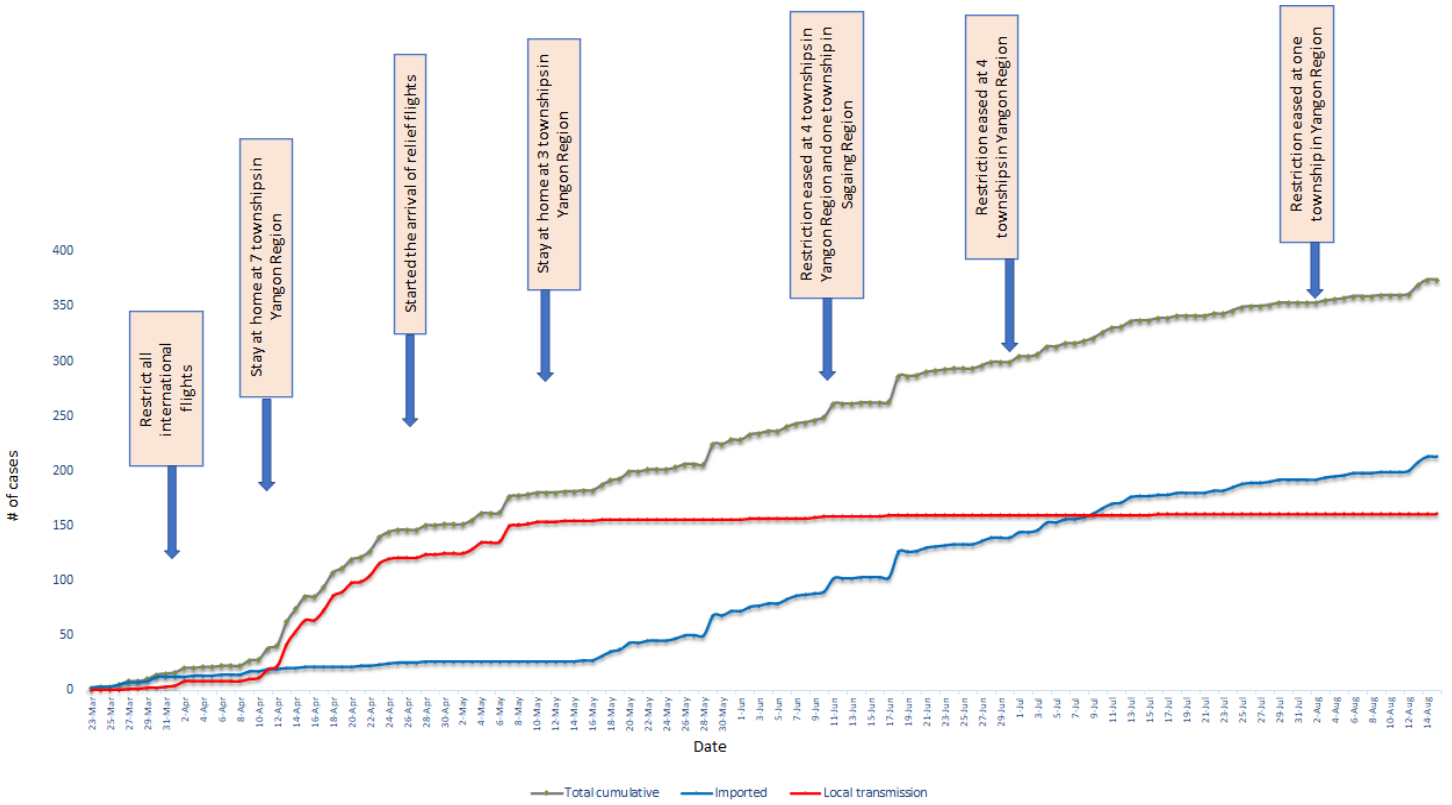


\*No. of new cases by State and Region are counted according to epidemiology situation

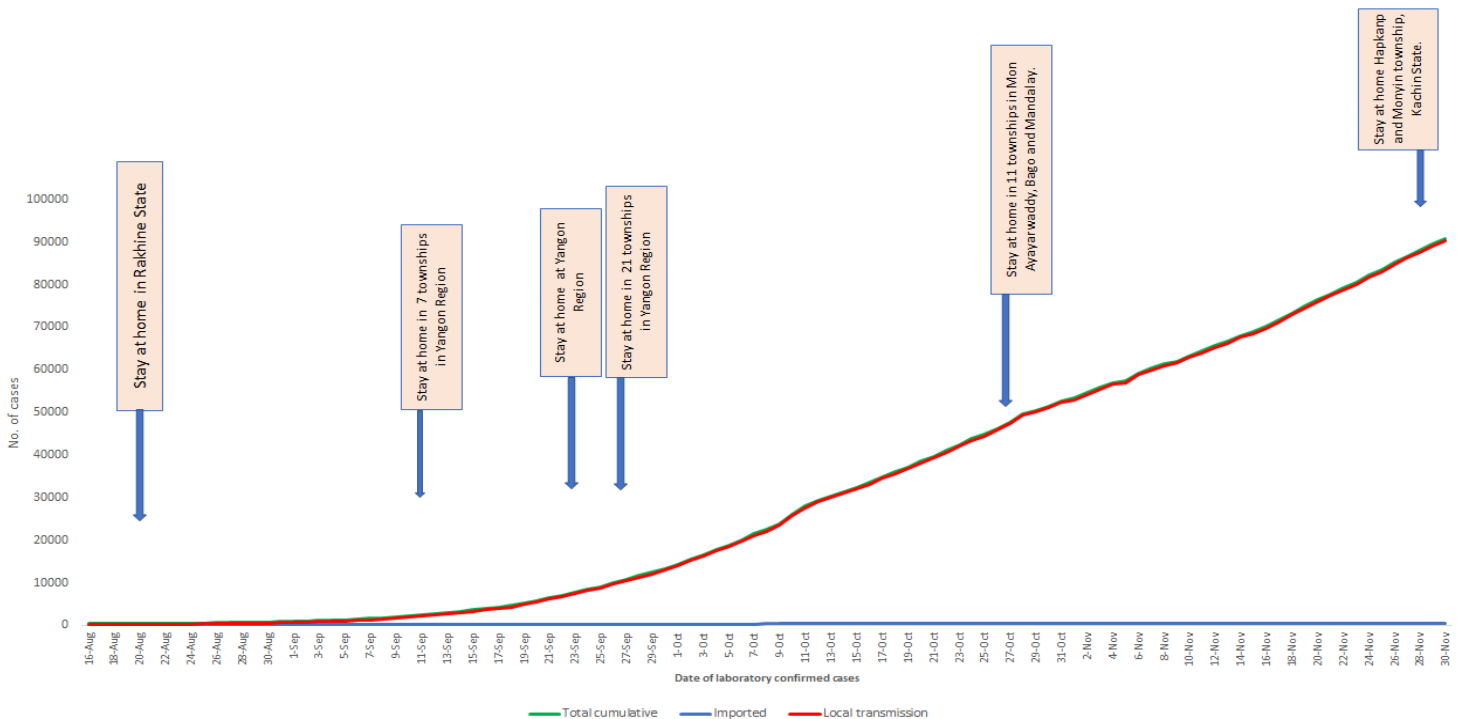
## COVID-19 confirmed cases by types of transmissions (as of 1.12.2020) n=92,189



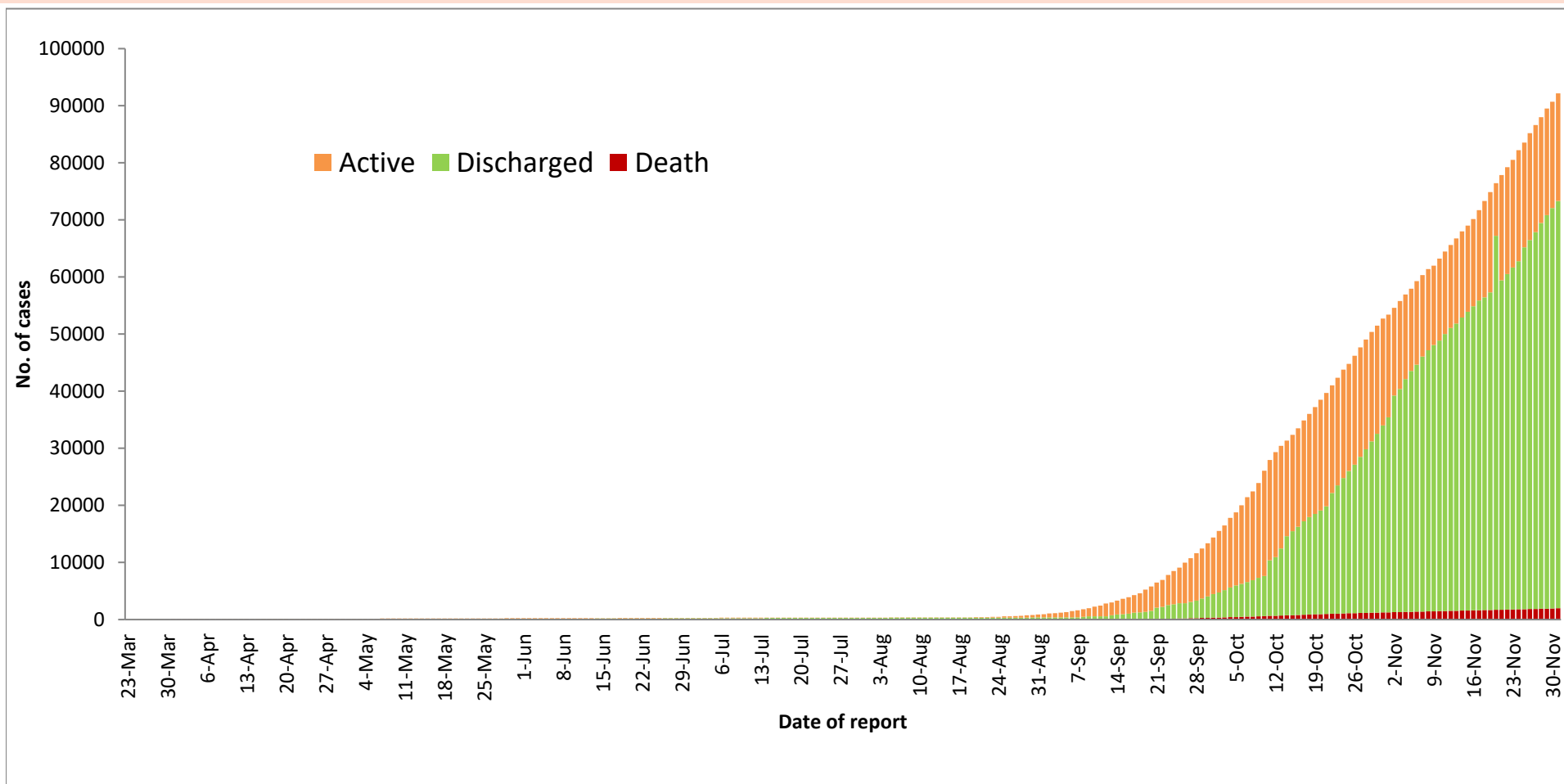
Total cumulative number of cases, imported and local transmission cases by date (23.3.2020- 15.8.2020), n= 374



Total cumulative number of cases, imported and local transmission cases by date (16.8.2020- 1.12.2020)



**Cumulative Number of active confirmed cases, discharged and deaths (23.3.2020 – 1.12.2020), n (cumulative)=92,189**



\* Discharged criteria for COVID-19 patients was changed on 10.10.2020

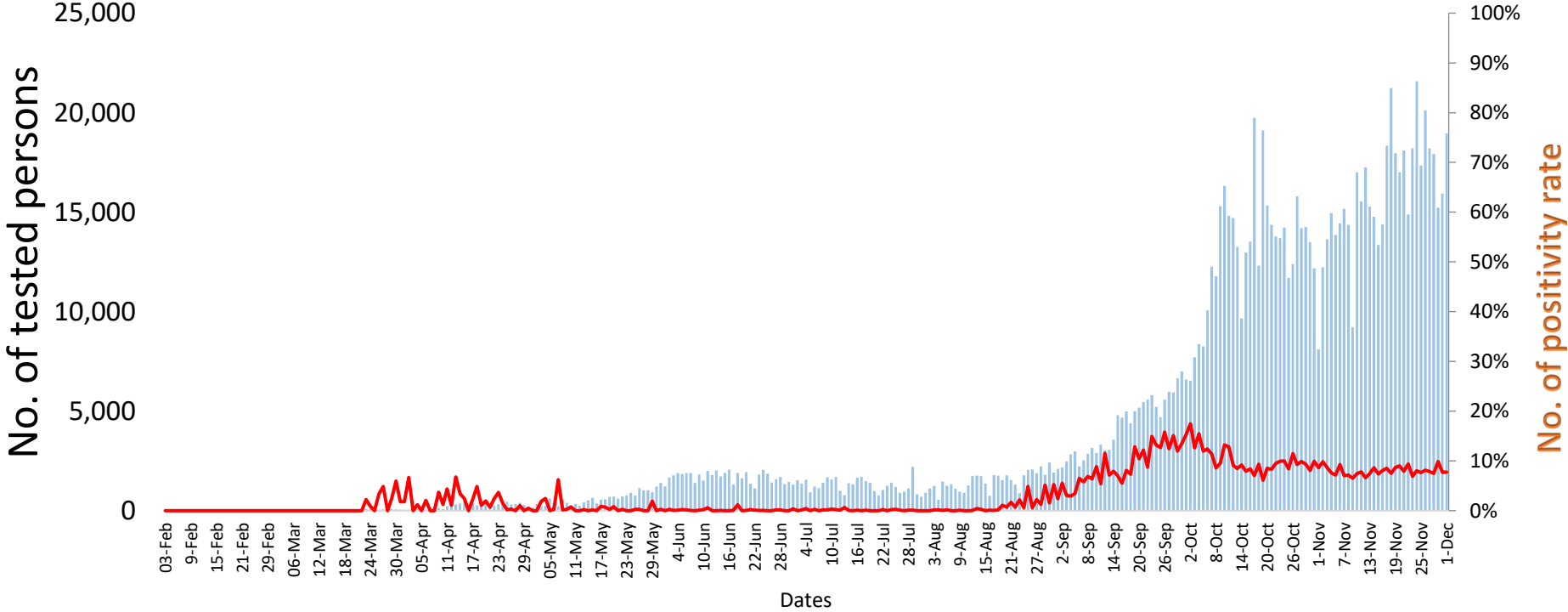
Summary of current situation		
Type	New (30.11.2020-1.12.2020)	Total (on 1.12.2020)
Suspected and Person Under Investigation (PUI)	485	1,582
Hospital Quarantine	34	233
Facility Quarantine	3,514	57,064

Person under Investigation (PUI) by State/Region hospitals (31.1.2020 – 1.12.2020) n= 47,821	No. of Facility Quarantine sites and Quarantined people on 1.12.2020
--	--

No.	State/Region	PUI	No.	State/Region	No. of facilities	Total no. of quarantine
1	Yangon	33347	1	Ayeyarwaddy	1,499	11384
2	Mandalay	6146	2	Yangon	257	8407
3	Mon	1264	3	Bago	1230	7066
4	Kayin	1117	4	Sagaing	868	4690
5	Ayeyarwaddy	1084	5	Mandalay	273	4503
6	Bago	989	6	Magway	474	3504
7	Magway	841	7	Shan South	118	2687
8	Rakhine	740	8	Rakhine	330	2510
9	Thanintharyi	526	9	Kayin	346	2476
10	Shan (N)	512	10	Mon	37	2020
11	Naypyitaw	270	11	Kachin	208	1991
12	Sagaing	261	12	Tanintharyi	153	1782
13	Shan (E)	195	13	Shan North	449	1390
14	Shan (S)	191	14	Naypyitaw	7	1178
15	Kachin	140	15	Chin	29	536
16	Kayah	99	16	Shan East	20	473
17	Chin	99	17	Kayah	17	467
<b>Total</b>		47,821	<b>Total</b>		6,315	57,064

\*Facility quarantine rule changed from 21 days to 14 days on 11-9-2020 while 7 days home quarantine rule remain unchanged.

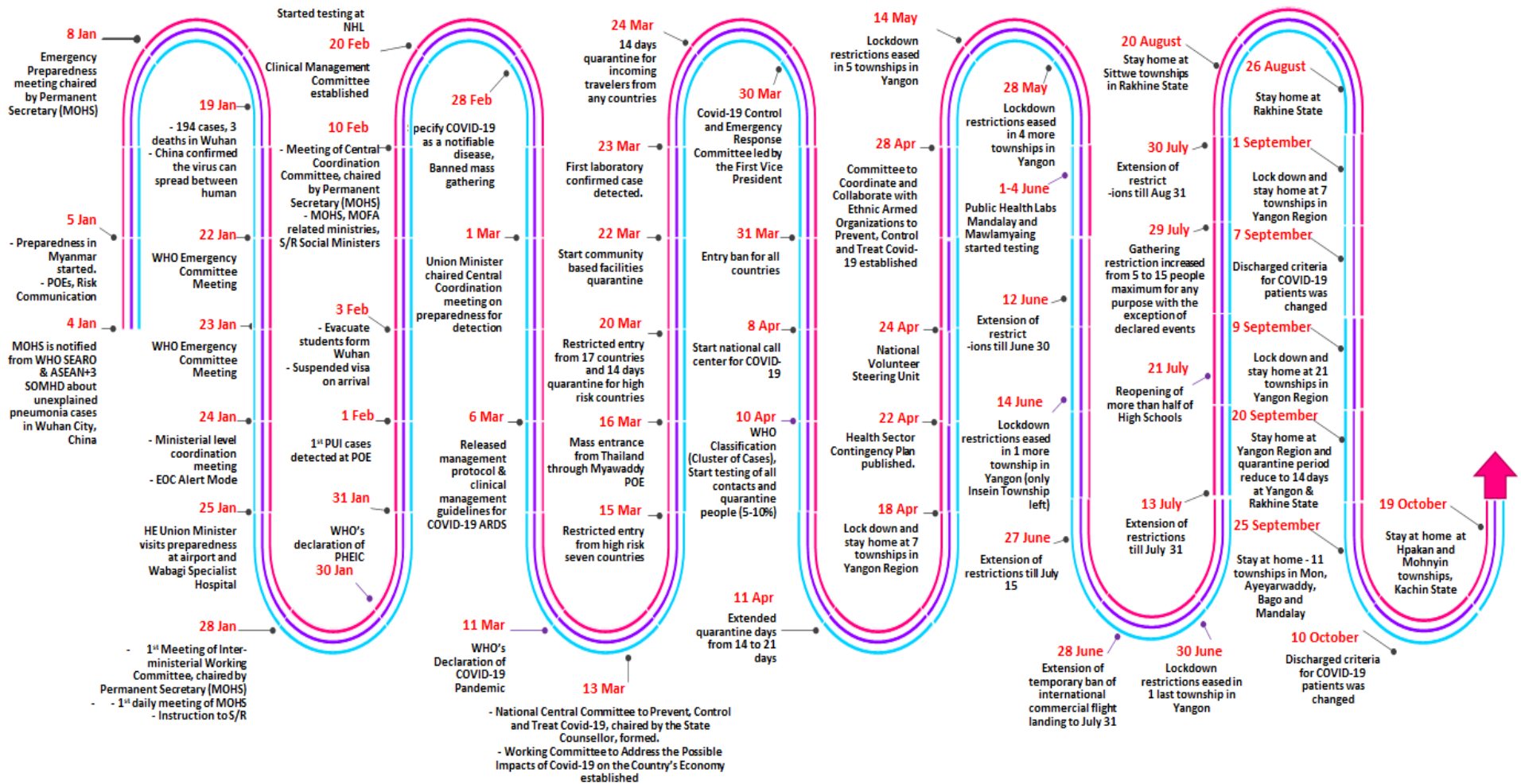
### COVID-19 positivity rate by date (as of 1.12.2020)



Total tested persons - 1,182,735  
 Total confirmed cases - 92,189

■ Tested person    — Positivity rate

# Timeline of Preparedness and Response to COVID-19 in Myanmar (as of 1.12.2020)



Hotline Number — 0673 420 268

Data source - CEU, DMS, NHL, PHL (MDY and MLM), DMR, DSGH, State and Region Health Departments