



Ministry of Health and Sports (Myanmar)

Department of Public Health

Central Epidemiology Unit

(11 December 2020)

Situation Report -248

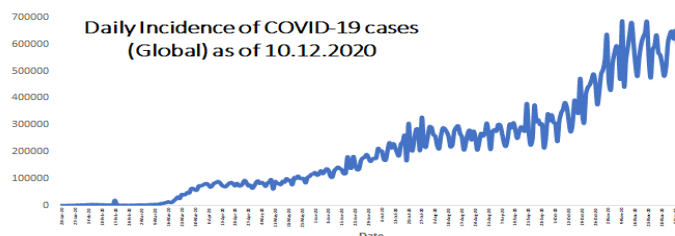
Coronavirus Disease 2019 (COVID-19)

WHO Coronavirus Disease (COVID-19) Dashboard data as of 3:22 PM CEST 10 December 2020

Confirmed cases
68,438,671

Deaths
1,562,886

Case Fatality Rate
2.3%



Myanmar Situation

Data as reported by States and Regions by 10 December 2020

Total Tested-1,374,159

104,487

Confirmed Cases

1,269,672

Negative

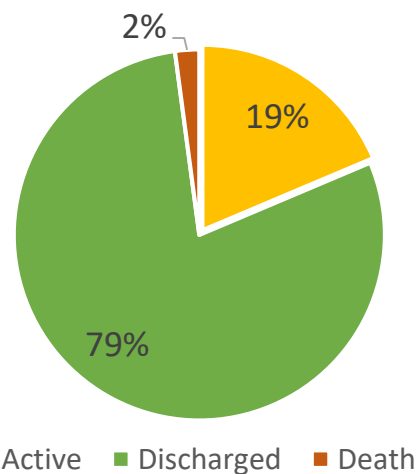
82,813

Discharged

2,201

Death

Current Situation of Confirmed cases (23.3.2020-10.12.2020), n=104,487



COVID-19 confirmed cases by two phases (23.3.2020 – 10-12-2020), n=104,487

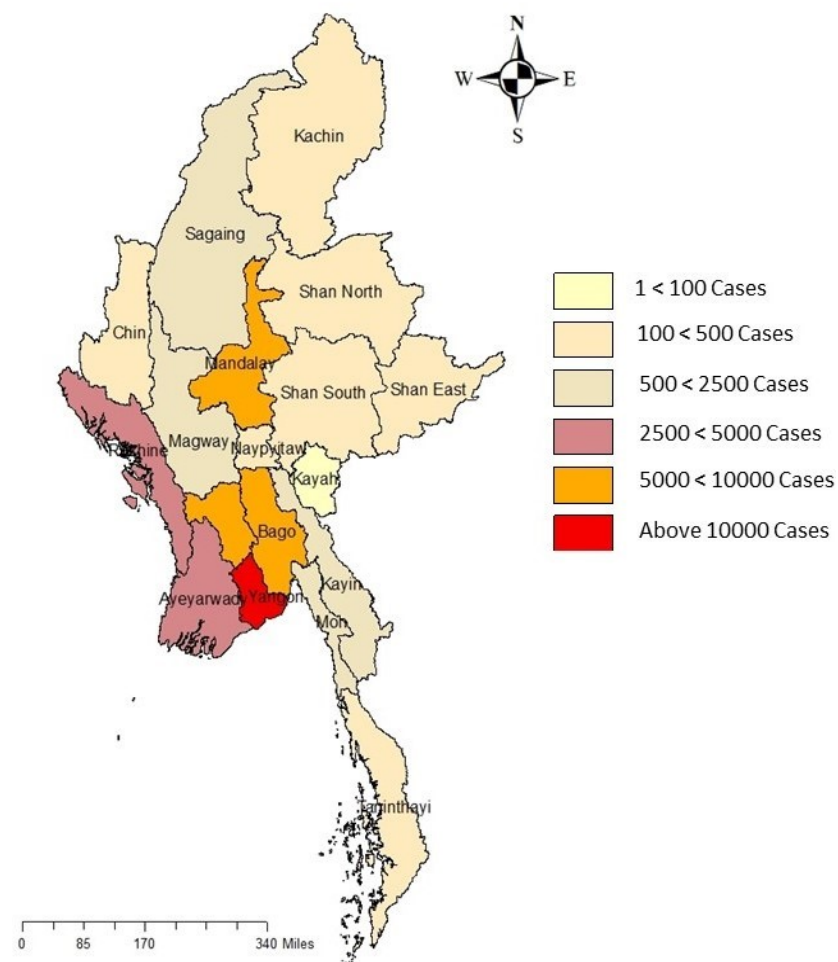
Date	Local transmission		Imported		Total cases	Total Death
	No. of cases	Death	No. of case	Death		
(23.3.2020-15.8.2020)	161	5	213	1	374	6
(16.8.2020-10.12.2020)	103828	2195	285	-	104113	2195
Total	103989	2200	498	1	104487	2201

COVID-19 confirmed cases and death by State/Region (23.3.2020 – 10-12-2020), n=104,487

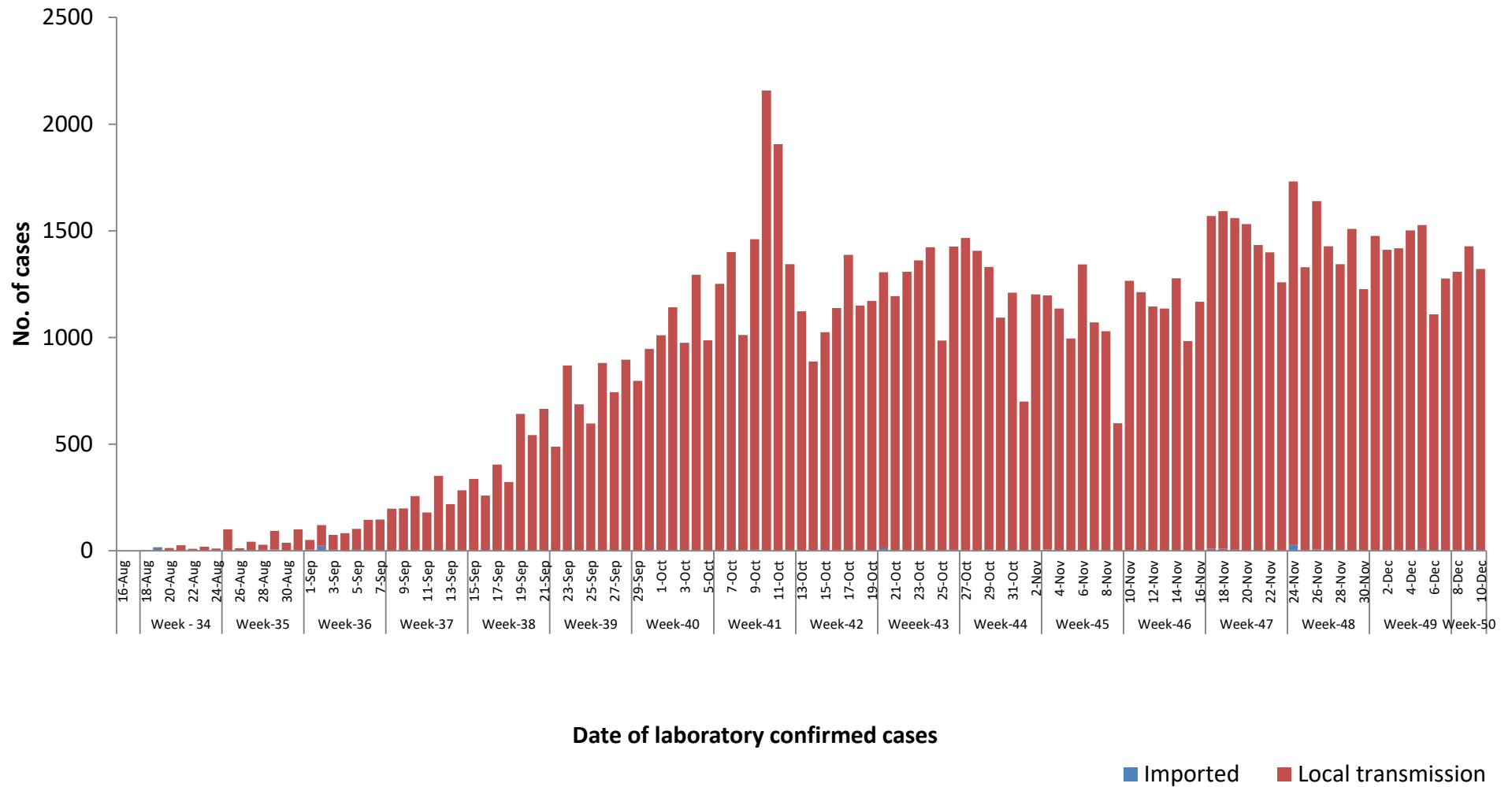
No	State/Region	COVID –19 Confirmed case	New confirmed cases within 24 hours	Deaths
1	Yangon	7,4311	688	2,039
2	Mandalay	8,653	265	70
3	Bago	6,195	103	11
4	Rakhine	3,932	14	27
5	Ayeyarwaddy	3,610	30	18
6	Magway	1,875	33	1
7	Mon	1,771	30	12
8	Sagaing	1,227	50	4
9	Kayin	817	42	12
10	Naypyitaw	503	19	3
11	Thanintharyi	495	5	-
12	Kachin	358	26	-
13	Shan (South)	332	4	1
14	Chin	140	-	1
15	Shan (East)	121	6	-
16	Shan (North)	118	1	2
17	Kayah	29	5	-
Total		104,487	1,321	2,201

*No. of new cases by State and Region are counted according to epidemiology situation

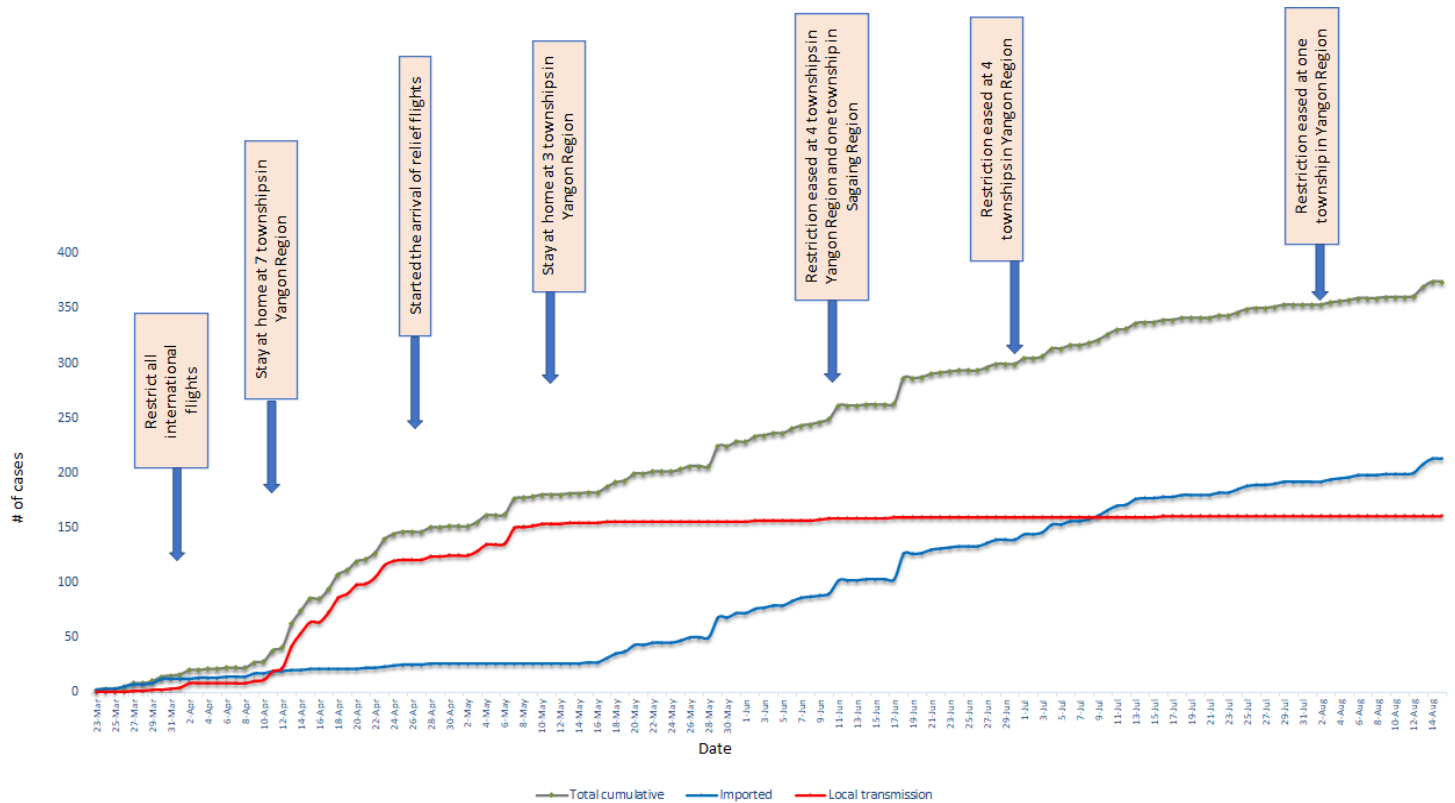
Map showing COVID-19 laboratory confirmed cases



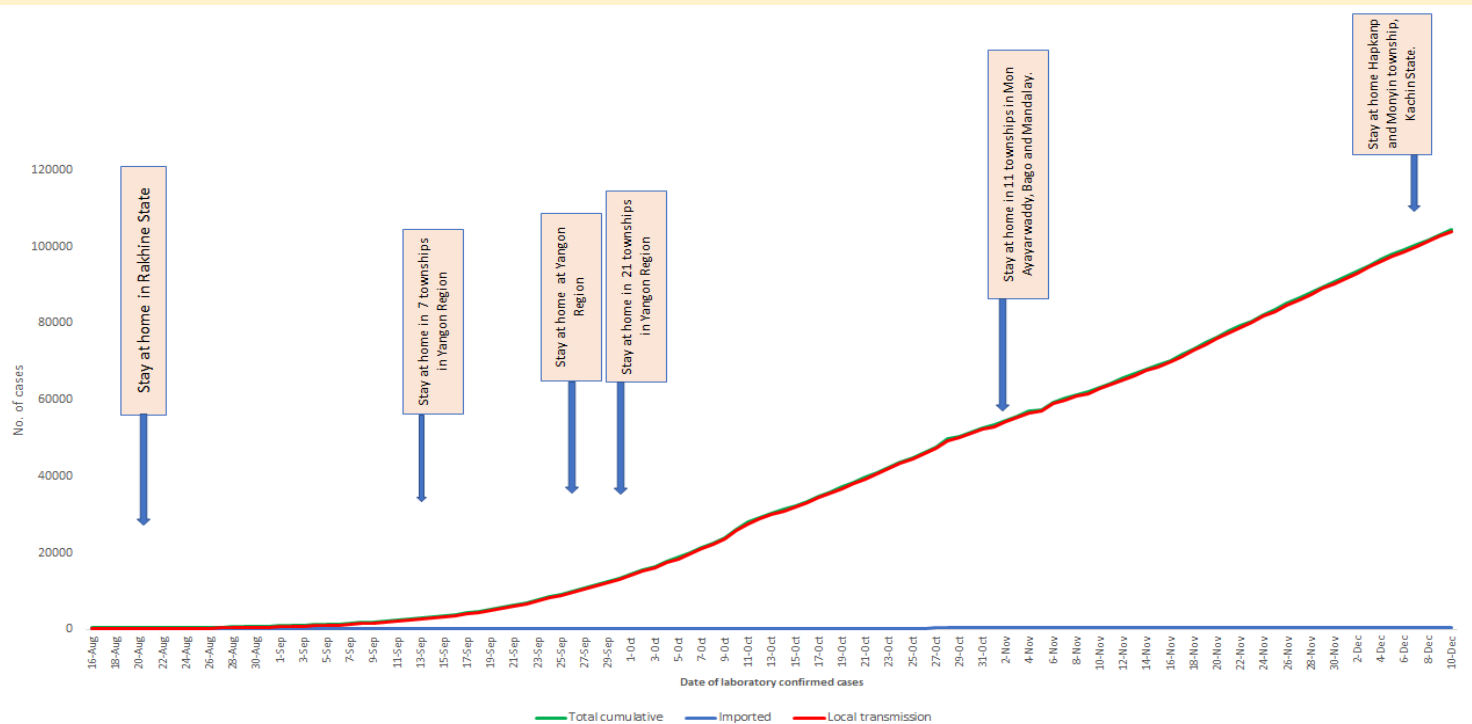
COVID-19 confirmed cases by types of transmissions (as of 10.12.2020) n=104,487



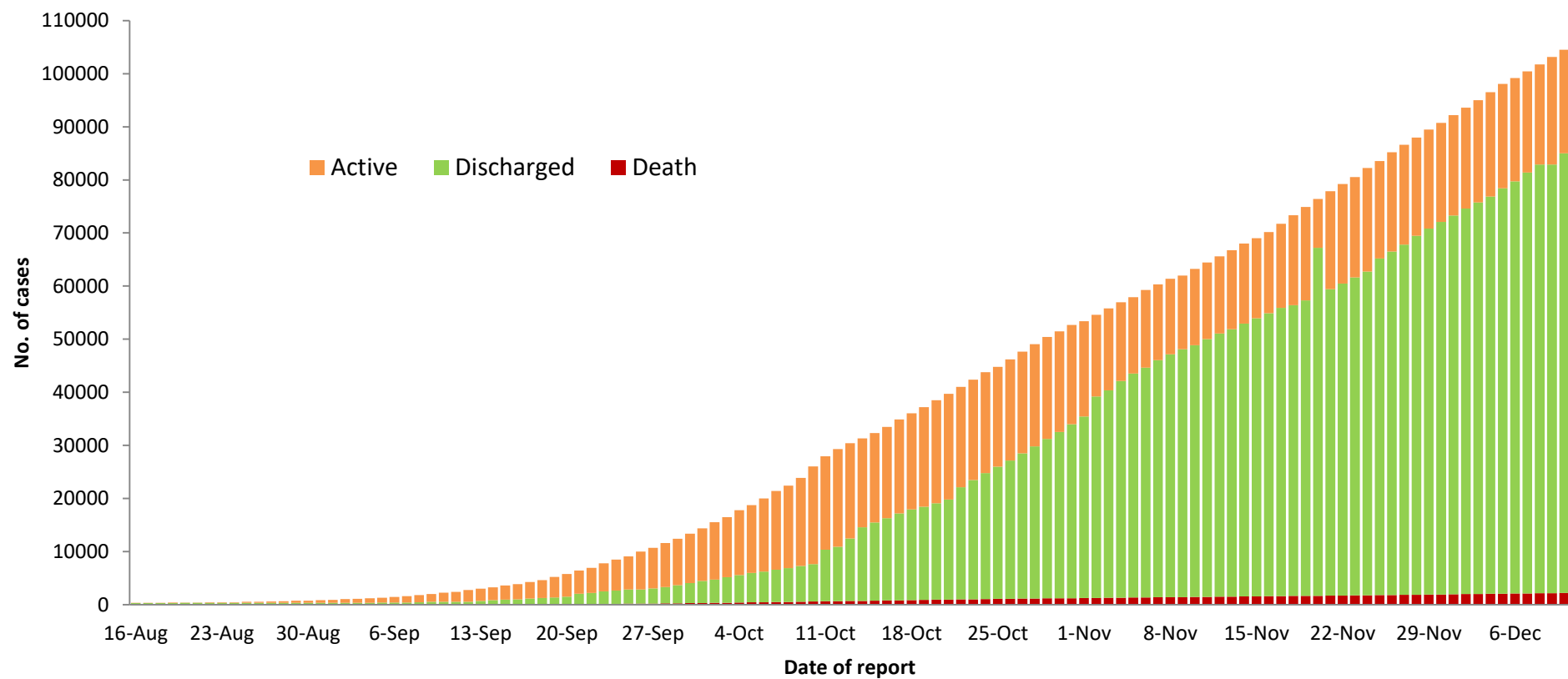
Total cumulative number of cases, imported and local transmission cases by date (23.3.2020- 15.8.2020), n= 374



Total cumulative number of cases, imported and local transmission cases by date (16.8.2020- 10.12.2020)



Cumulative Number of active confirmed cases, discharged and deaths (23.3.2020 – 10.12.2020), n (cumulative)=104,487



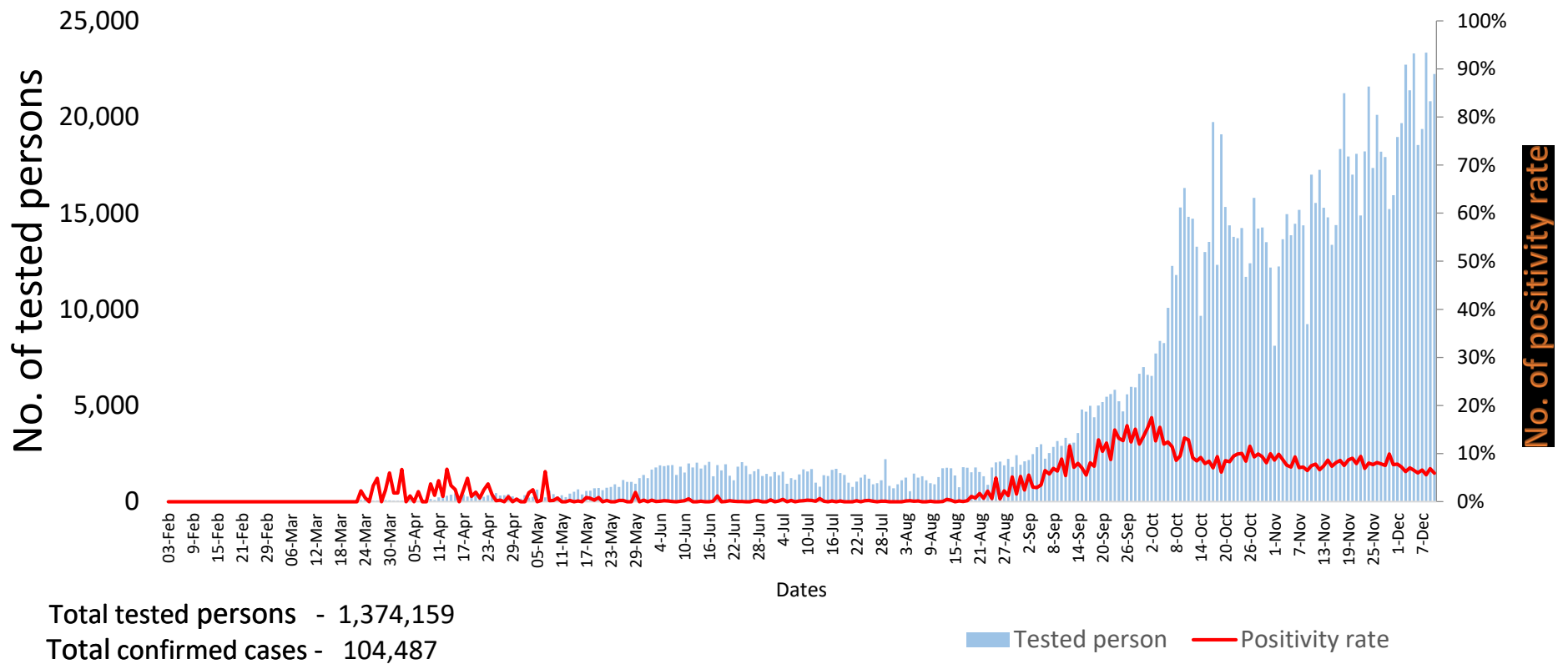
* Discharged criteria for COVID-19 patients was changed on 10.10.2020

Summary of current situation		
Type	New (9.12.2020-10.12.2020)	Total (on 10.12.2020)
Suspected and Person Under Investigation (PUI)	451	1,572
Hospital Quarantine	22	263
Facility Quarantine	6,559	62,323

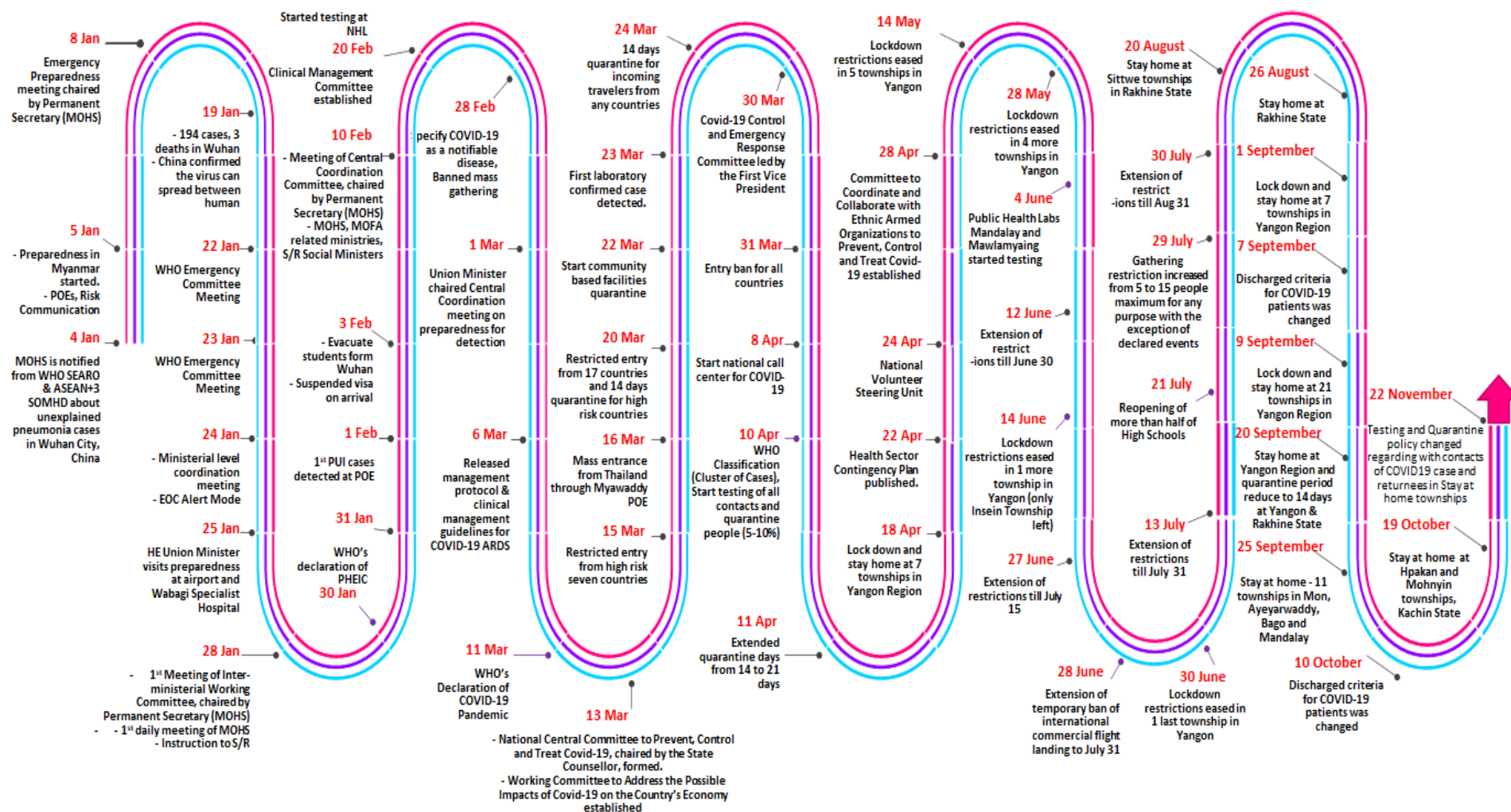
Person under Investigation (PUI) by State/Region hospitals (31.1.2020 – 10.12.2020) n= 52,561			No. of Facility Quarantine sites and Quarantined people on 10.12.2020			
No.	State/Region	PUI	No.	State/Region	No. of facilities	Total no. of quarantine
1	Yangon	36455	1	Ayeyarwaddy	1,392	11626
2	Mandalay	7006	2	Yangon	207	7976
3	Mon	1332	3	Bago	1078	7420
4	Ayeyarwaddy	1255	4	Sagaing	948	6191
5	Kayin	1200	5	Mandalay	344	6071
6	Bago	1170	6	Kayin	411	3259
7	Magway	903	7	Magway	585	3236
8	Rakhine	766	8	Shan South	118	2803
9	Thanintharyi	584	9	Kachin	235	2197
10	Shan (N)	540	10	Rakhine	301	2188
11	Naypyitaw	293	11	Mon	38	1959
12	Sagaing	283	12	Naypyitaw	9	1814
13	Shan (E)	207	13	Tanintharyi	153	1715
14	Shan (S)	204	14	Shan North	456	1567
15	Kachin	162	15	Shan East	20	1120
16	Chin	101	16	Kayah	27	644
17	Kayah	100	17	Chin	32	537
Total		52,561	Total		6,354	62,323

*Facility quarantine rule changed from 21 days to 14 days on 11-9-2020 while 7 days home quarantine rule remain unchanged.

COVID-19 positivity rate by date (as of 10.12.2020)



Timeline of Preparedness and Response to COVID-19 in Myanmar (as of 10.12.2020)



Hotline Number— 0673 420 268

Data source - CEU, DMS, NHL, PHL (MDY and MLM), DMR, DSGH, State and Region Health Departments