



Ministry of Health and Sports (Myanmar)

Department of Public Health

Central Epidemiology Unit

(25 June 2020)

Coronavirus Disease 2019 (COVID-19)

Situation Report - 79

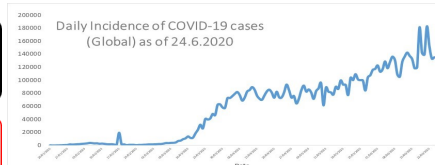
Data as reported by States and Regions by 00:00 AM MST 25 June 2020

Global Situation
(WHO situation report - 156)
data as of 14:30 MST 24 June 2020

Confirmed cases
9,129,146

Deaths
473,797

Case Fatality Rate
5.1 %



Myanmar Situation

Total tested
68,404

Confirmed cases
293

Negative
68,111

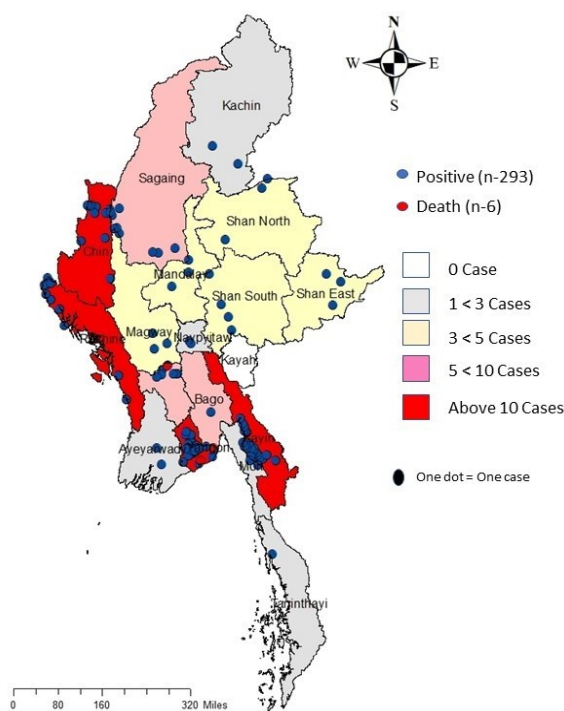
Recovered
211
72 % of confirmed cases

Active
76
25.9% of confirmed cases

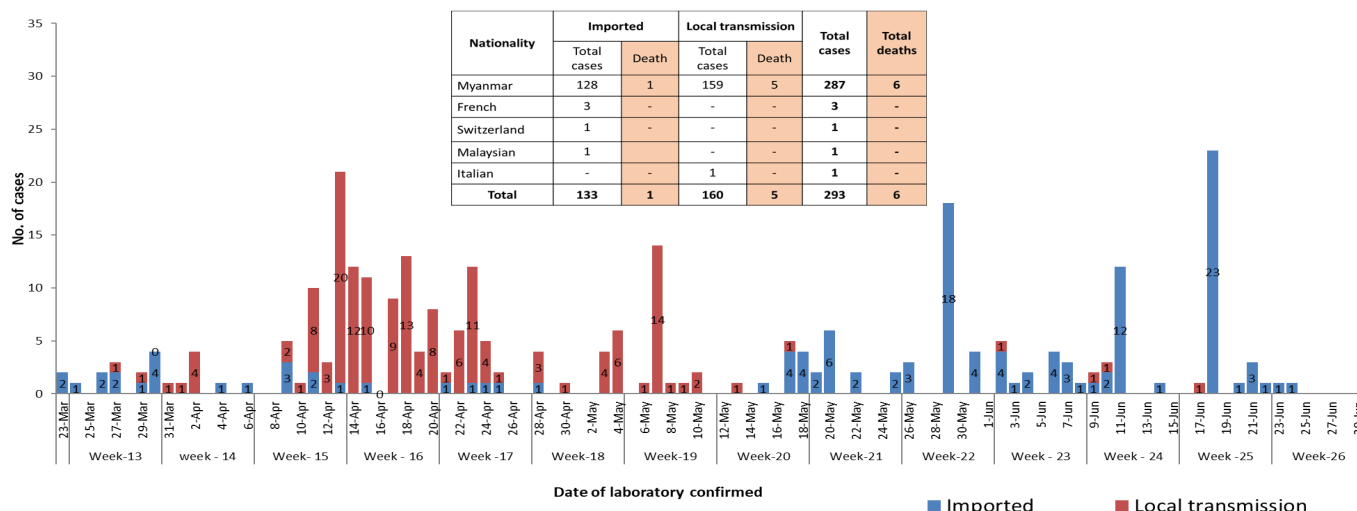
Death
6
2.0% of confirmed cases

No.	State/Region	COVID -19 Confirmed case	Recovered	Deaths
1	Yangon	204	163 (1 New)	5
2	Kayin	25	2	-
3	Rakhine	12 (1 New)	3	-
4	Chin	10	6	-
5	Sagaing	9	8(1 New)	-
6	Bago	8	7	1
7	Shan(South)	4	3	-
8	Mandalay	3	3	-
9	Shan(East)	3	4	-
10	Shan(North)	3	2	-
11	Magway	3	3(1 New)	-
12	Naypyitaw	2	2	-
13	Ayeyarwaddy	2	2	-
14	Kachin	2	1	-
15	Mon	2	1	-
16	Thanintharyi	1	1	-
17	Kayah	-	-	-
Total		293 (1 New)	211 (3 New)	6

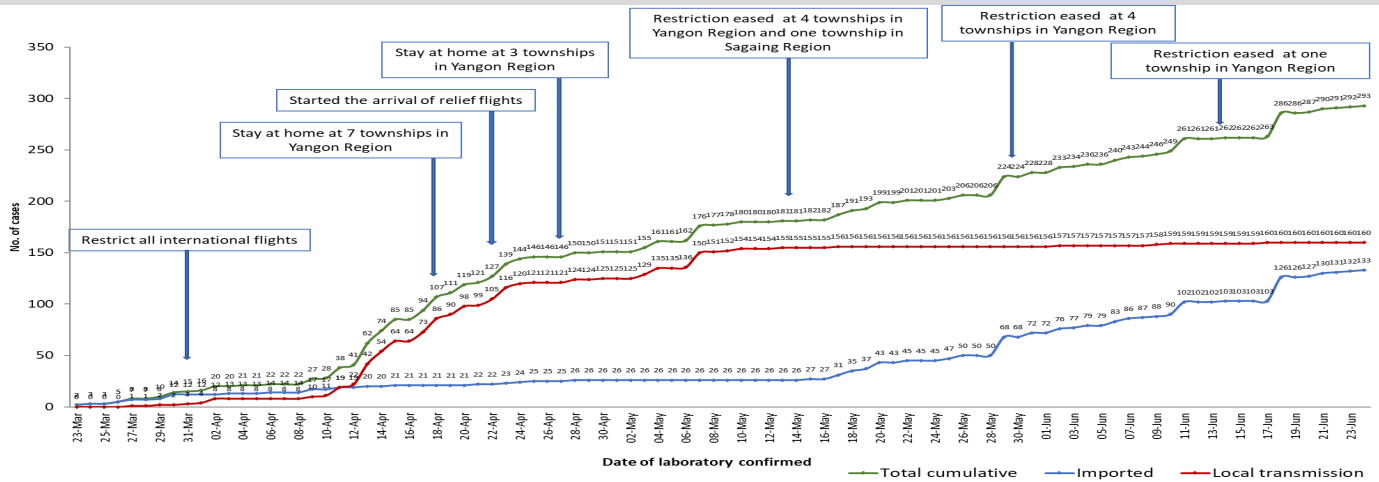
Map showing COVID-19 laboratory confirmed cases



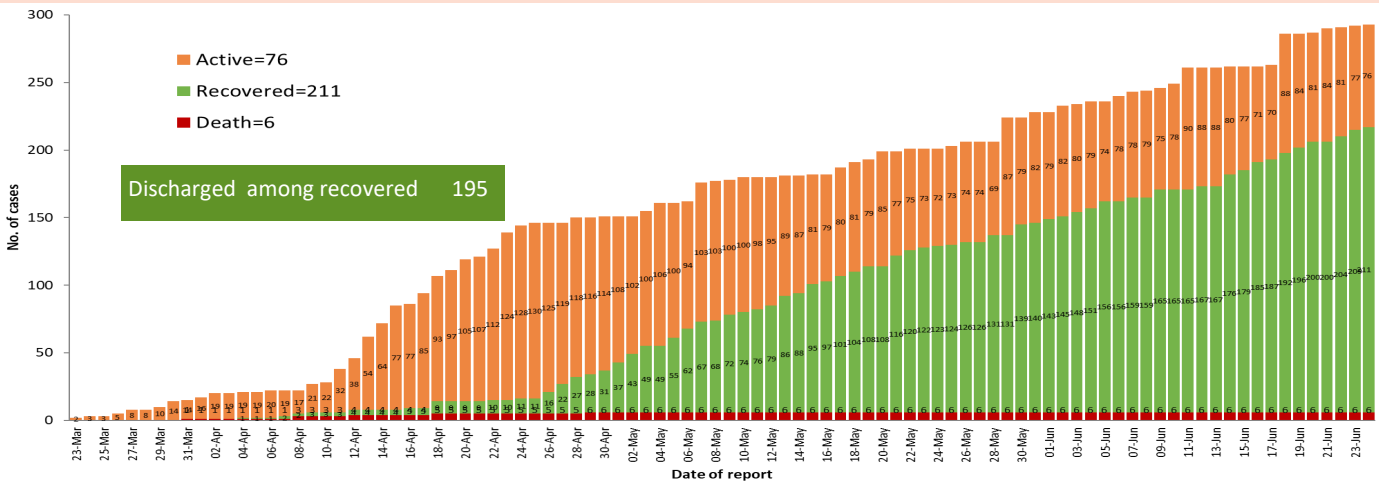
COVID-19 confirmed cases by types of transmissions (as of 25.6.2020, 00:00 am) n=293



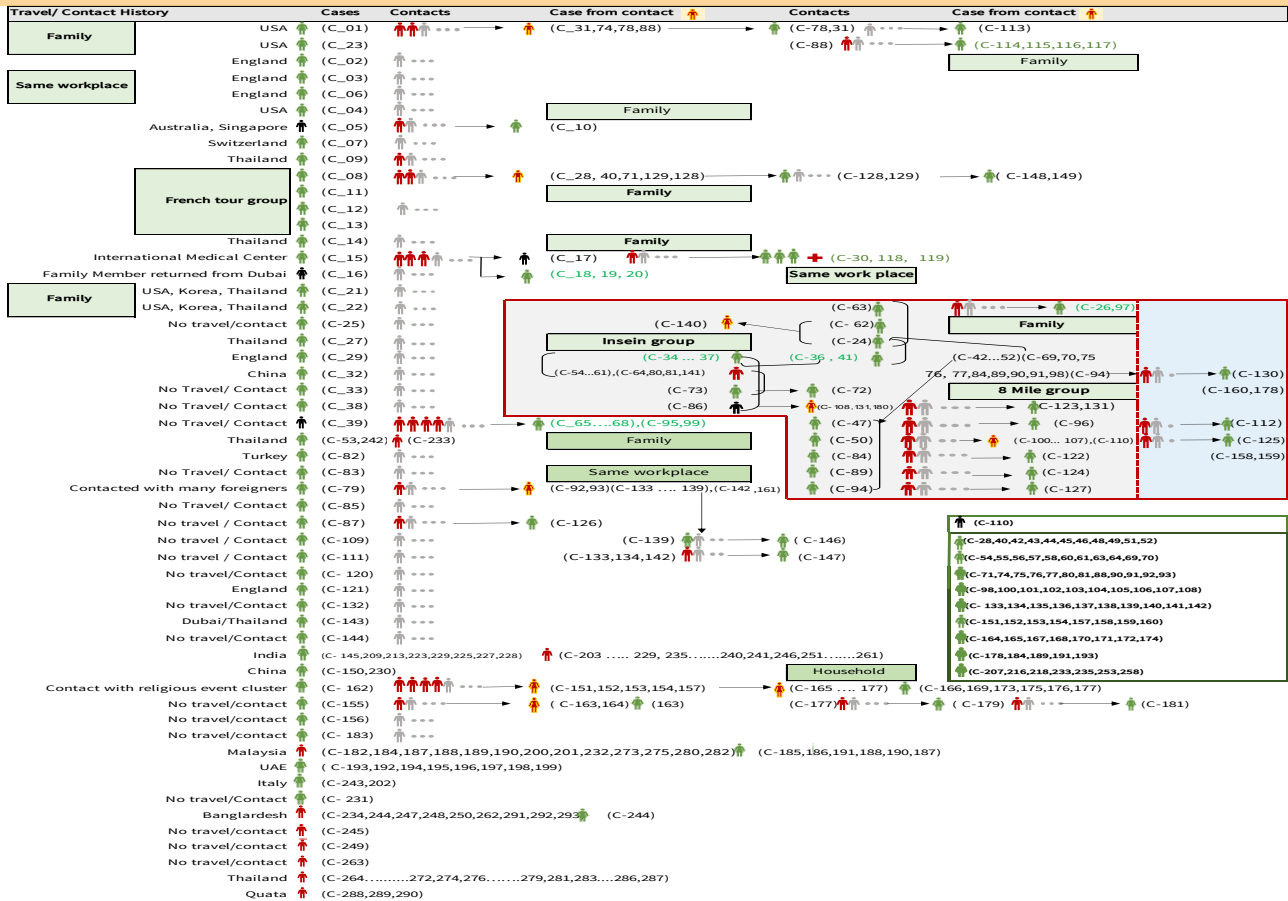
Total laboratory confirmed cases by date (as of 25.6.2020, 00:00 am), n= 293



Cumulative Number of active confirmed cases, recovered and deaths (23.3.2020 – 24.6.2020), n (cumulative)=293



Summary of COVID-19 confirmed cases (as of 24.6.2020) ,n (contacts)= 5,540



Summary of current situation

Type	New (23.6.2020-24.6.2020)	Total (on 24.6.2020)
Suspected and Person Under Investigation (PUI)	31	211
Hospital Quarantine	9	88
Facility Quarantine	1,255	33,859

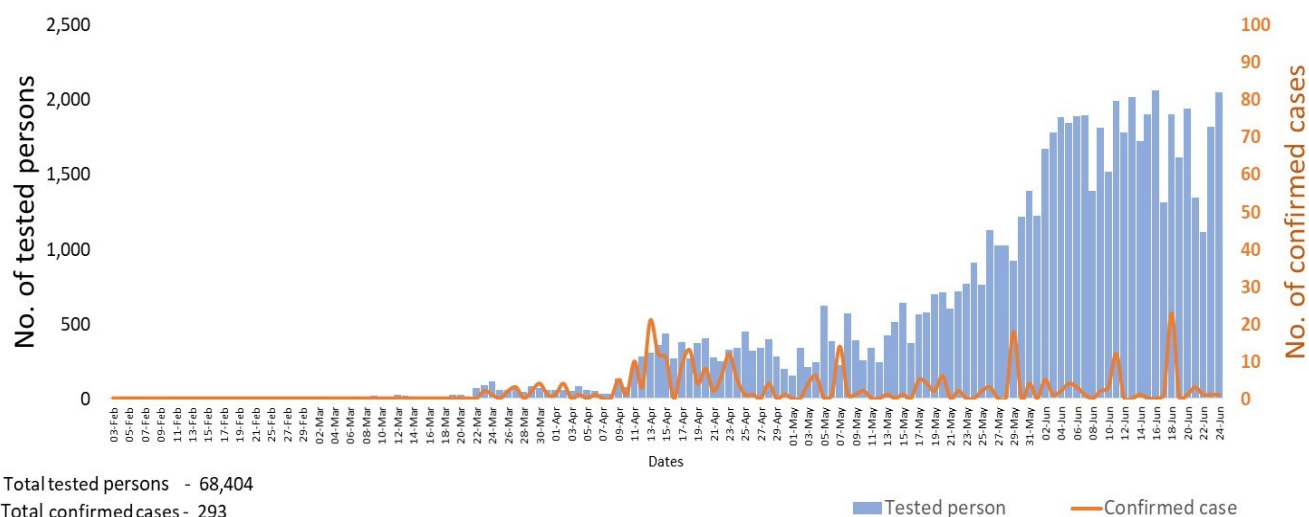
Person under Investigation (PUI) by State/Region hospitals (31.1.2020 – 24.6.2020) n= 5,824

No.	State/Region	PUI
1.	Yangon	2,985
2.	Mandalay	1,110
3.	Kayin	224
4.	Mon	216
5.	Shan(N)	200
6.	Magway	195
7.	Bago	179
8.	Shan (E)	114
9.	Ayeyarwaddy	102
10.	Shan(S)	96
11.	Sagaing	84
12.	Kayah	76
13.	Rakhine	66
14.	Naypyitaw	63
15.	Thanintharyi	58
16.	Kachin	34
17.	Chin	22
Total		5,824

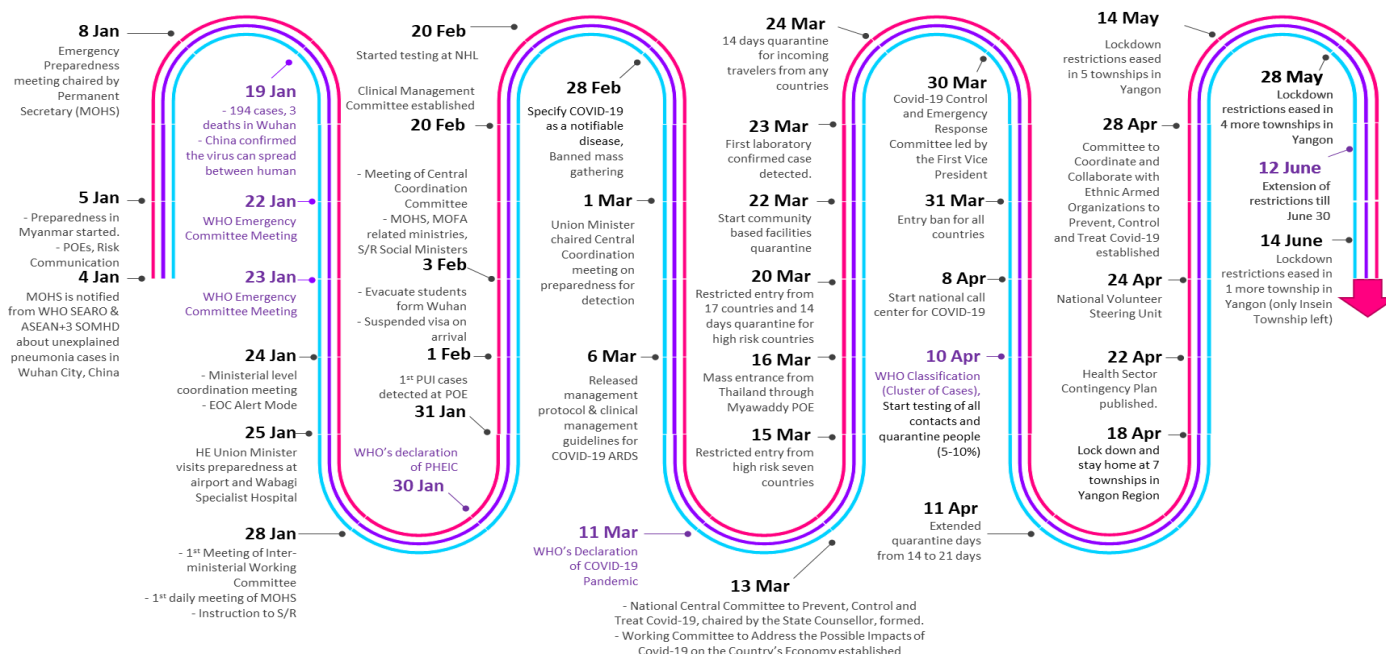
No. of Facility Quarantine sites and Quarantined people on 24.6.2020

No.	State/Region	No. of facilities	Total no. of quarantine
1.	Magway	2,619	4,654
2.	Bago	371	4,601
3.	Kayin	950	4,078
4.	Yangon	83	3,411
5.	Mon	317	3,091
6.	Kachin	412	2,815
7.	Mandalay	128	1,956
8.	Rakhine	464	1,824
9.	Sagaing	969	1,806
10.	Shan S	158	1,438
11.	Tanintharyi	189	1,317
12.	Ayeyarwaddy	197	1,240
13.	Naypyitaw	19	731
14.	Shan North	235	391
15.	Chin	27	222
16.	Shan East	11	151
17.	Kayah	18	133
Total		7,167	33,859

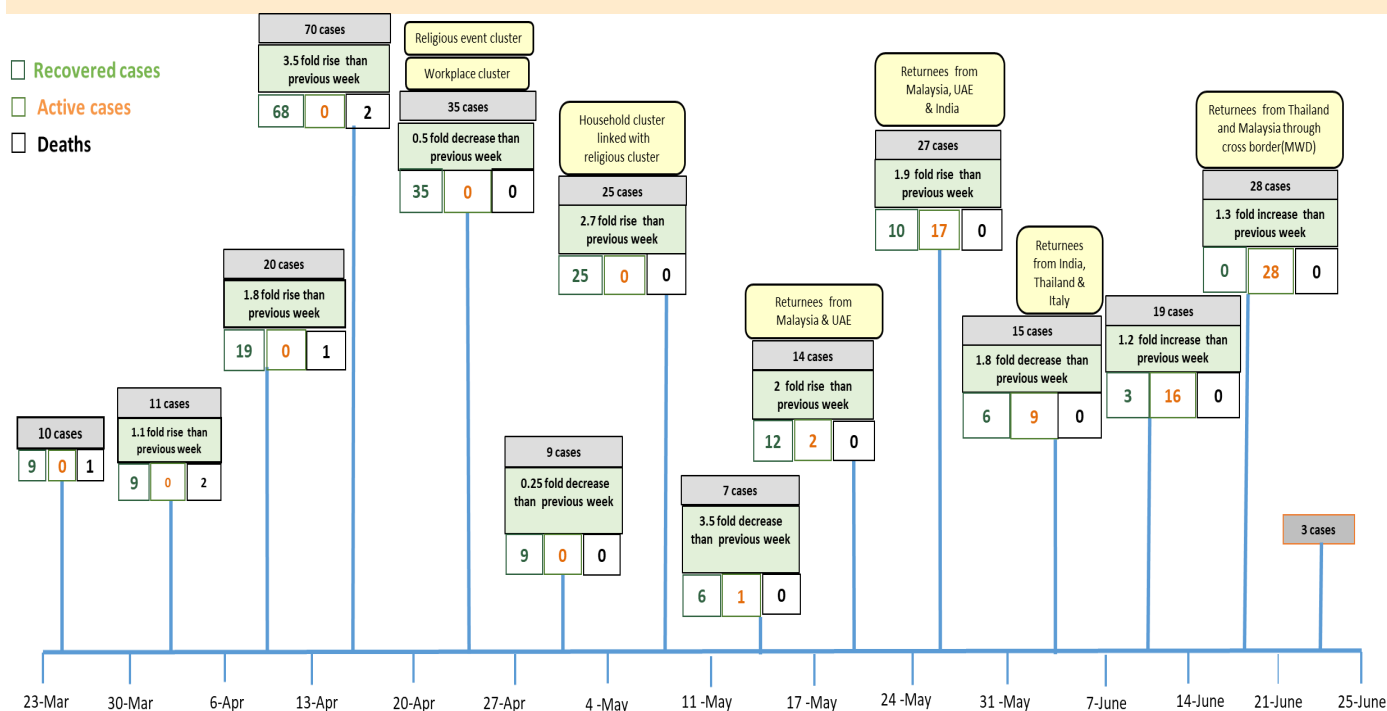
COVID-19 confirmed cases among tested by date (as of 24.6.2020)



Timeline of Preparedness and Response to COVID-19 in Myanmar (as of 24.6.2020)



Summary of new confirmed cases detection after first two cases (as of 24.6.2020)



- Confirmed cases were detected as a peak in the 4th week after first confirmed cases due to the religious event cluster.
- Confirmed cases were decreased but still raised than the first 3 weeks due to the religious event cluster and workplace cluster.
- There were an increased in numbers of cases in the 7th week after the first two cases due to the household cluster linked with a religious cluster.
- Confirmed cases were detected by a nearly two-fold rise in the 9th and 10th weeks after the first two cases because of returnees coming back by relief flights.