



Ministry of Health and Sports (Myanmar)

Department of Public Health

Central Epidemiology Unit

(6 June 2020)

Coronavirus Disease 2019 (COVID-19)

Situation Report - 60

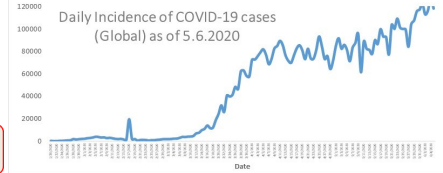
Data as reported by States and Regions by 01:00AM MST 6 June 2020

Global Situation
(WHO situation report - 137)
data as of 14:30 MST 5 June 2020

Confirmed cases
6,535,354

Deaths
387,155

Case Fatality Rate
5.9 %



Myanmar Situation

Total tested
35,432

Confirmed cases
236

Negative
35,196

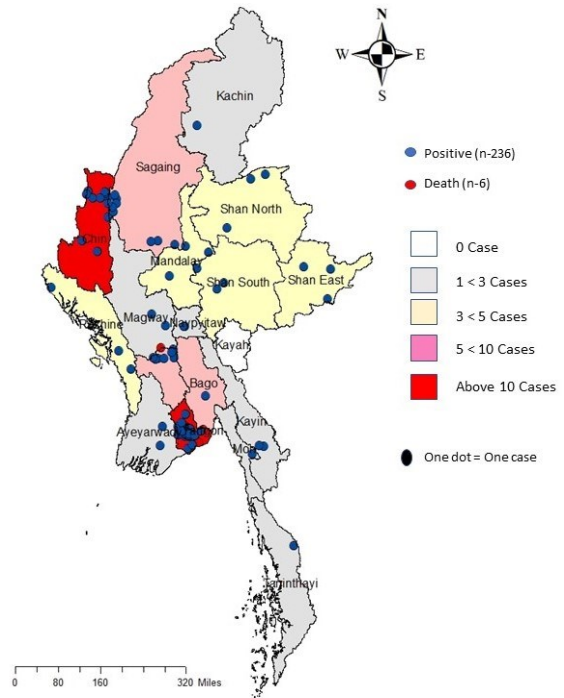
Recovered
156
66.1% of confirmed cases

Active
74
31.3% of confirmed cases

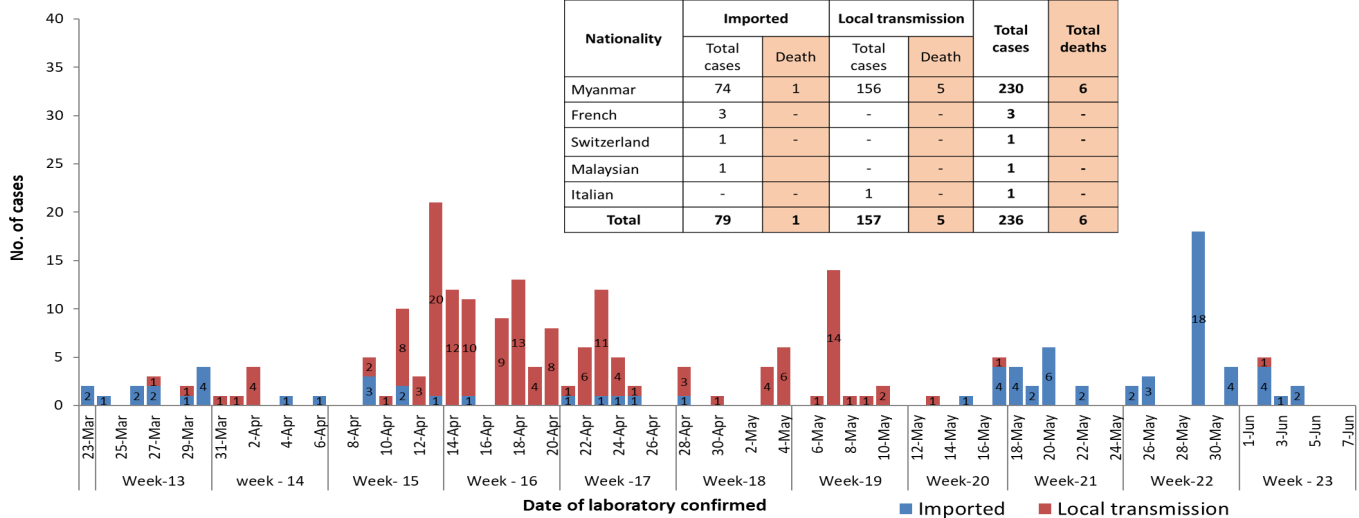
Death
6
2.5% of confirmed cases

No.	State/Region	COVID-19 Confirmed case	Recovered	Deaths
1.	Yangon	183	121 (5 New)	5
2.	Chin	10	3	-
3.	Sagaing	9	7	-
4.	Bago	8	6	1
5.	Shan(East)	3	3	-
6.	Mandalay	3	3	-
7.	Shan(South)	3	2	-
8.	Shan(North)	3	2	-
9.	Rakhine	3	-	-
10.	Naypyitaw	2	2	-
11.	Kayin	2	1	-
12.	Magway	2	2	-
13.	Ayeyarwaddy	2	1	-
14.	Mon	1	1	-
15.	Kachin	1	1	-
16.	Thanintharyi	1	1	-
17.	Kayah	-	-	-
Total		236	156 (5 new)	6

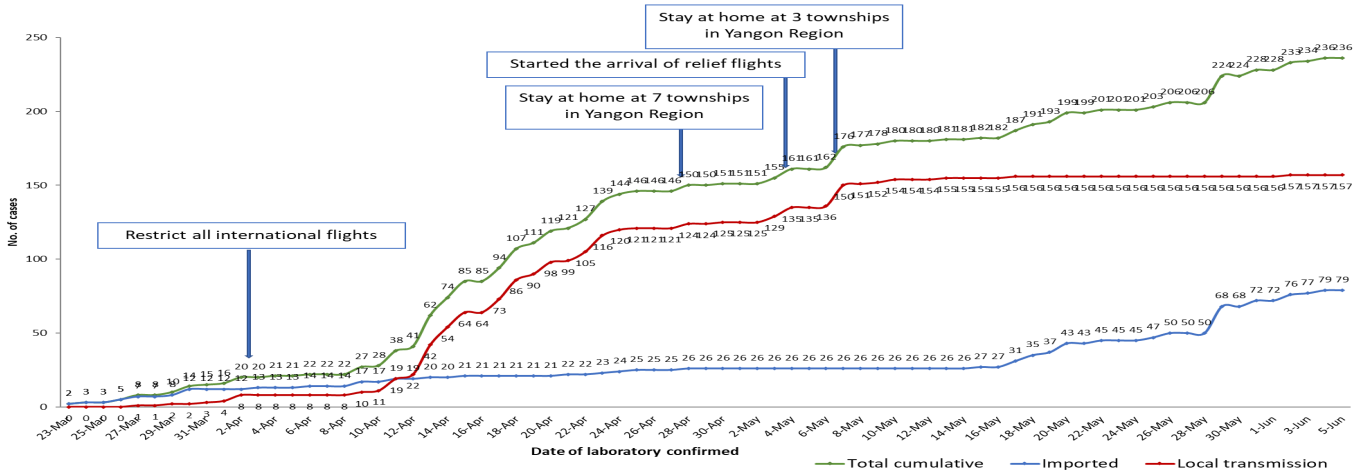
Map showing COVID-19 laboratory confirmed cases



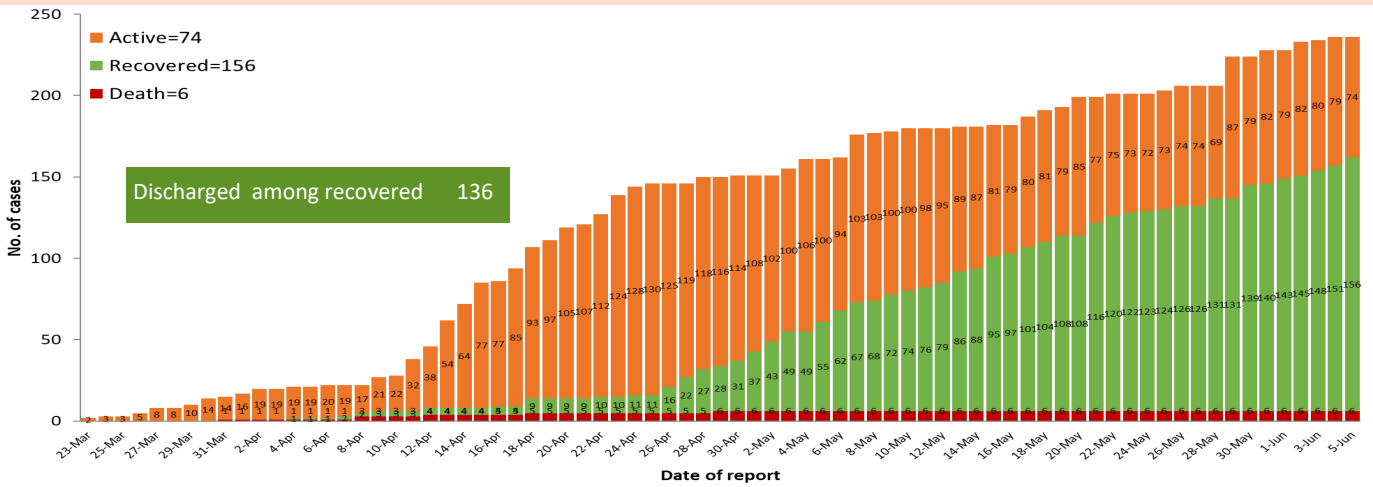
COVID-19 confirmed cases by types of transmissions (as of 6-6-2020,01:00 am) n=236



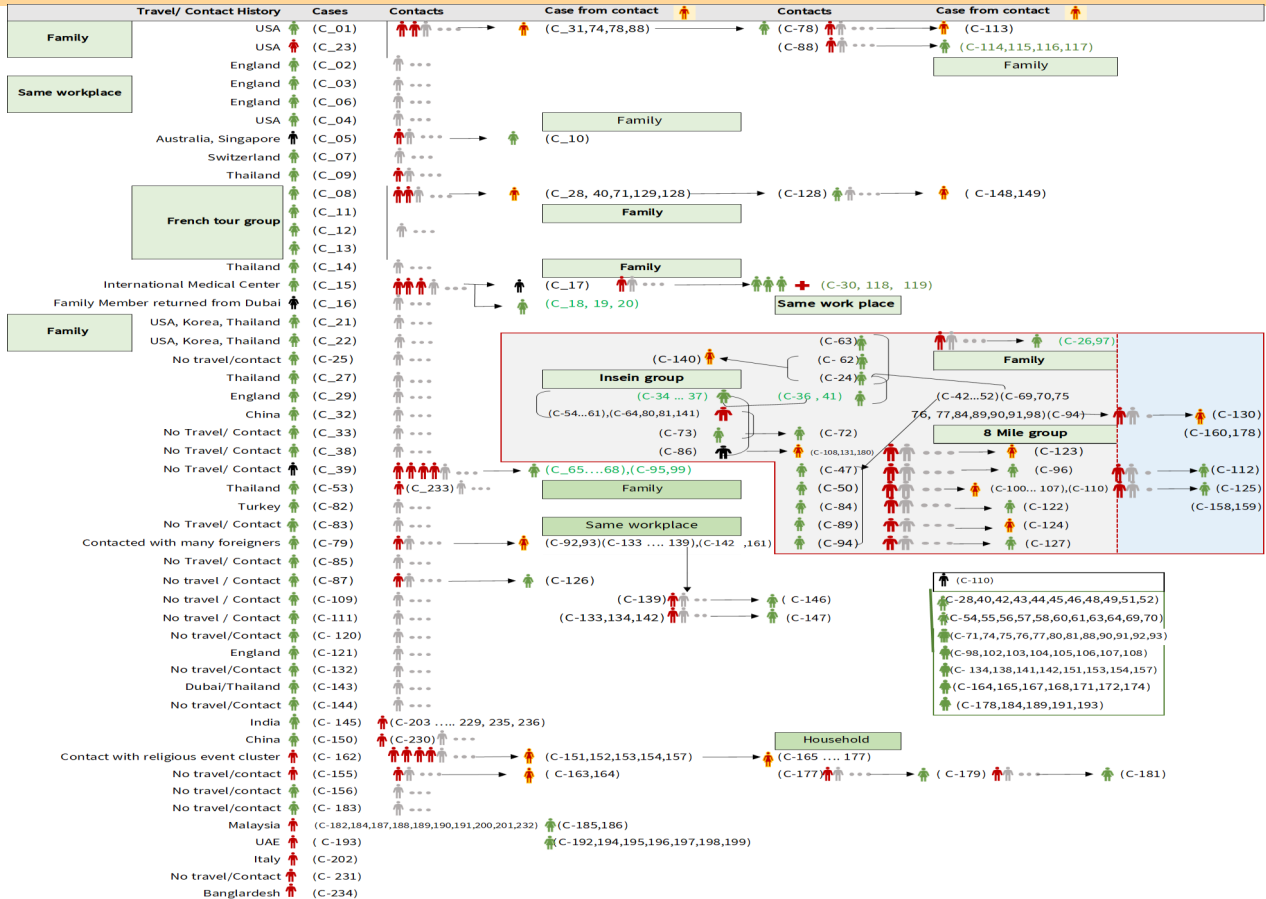
Total laboratory confirmed cases by date (as of 6.6.2020, 01:00 am, n= 236)



Cumulative Number of active confirmed cases, recovered and deaths (23.3.2020 – 5-6-2020), n (cumulative)=236



Summary of COVID-19 confirmed cases (as of 5-6-2020), n (contacts)= 4,943



Summary of current situation

Type	New (4.6.2020-5.6.2020)	Total (on 5.6.2020)
Suspected and Person Under Investigation (PUI)	52	288
Hospital Quarantine	31	122
Facility Quarantine	1,899	48,430

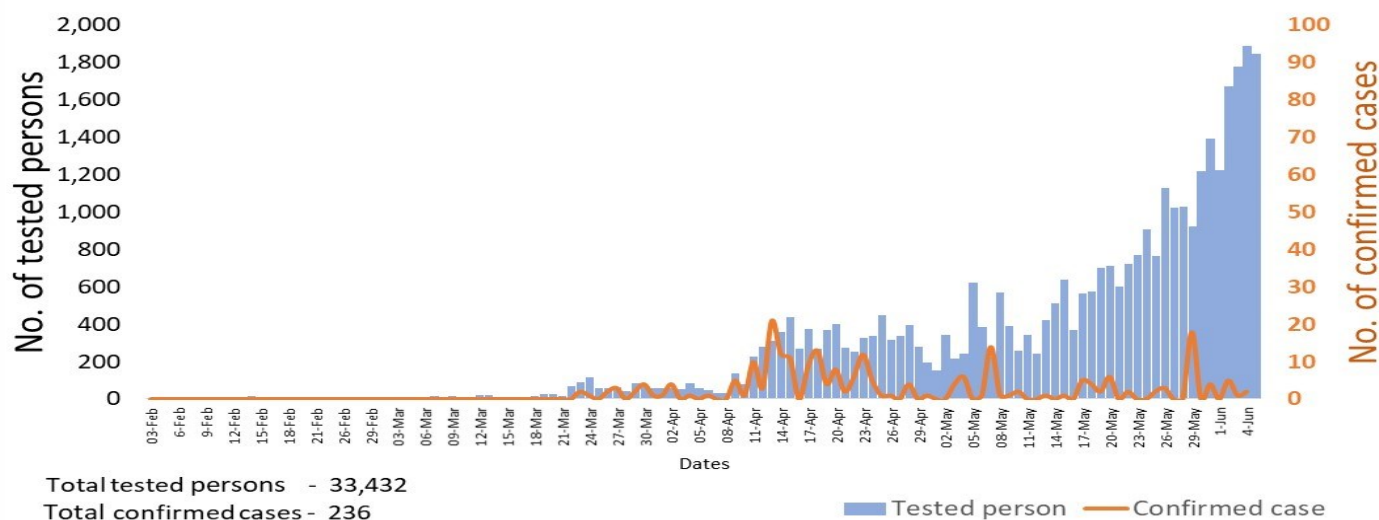
Person under Investigation (PUI) by State/Region hospitals (31.1.2020 – 5.6.2020) n= 5,260

No.	State/Region	PUI
1.	Yangon	2,722
2.	Mandalay	957
3.	Mon	195
4.	Shan(N)	189
5.	Kayin	181
6.	Bago	174
7.	Magway	173
8.	Shan (E)	107
9.	Ayeyarwaddy	96
10.	Shan(S)	92
11.	Sagaing	79
12.	Kayah	74
13.	Rakhine	61
14.	Naypyitaw	60
15.	Thanintharyi	52
16.	Kachin	27
17.	Chin	21
Total		5,260

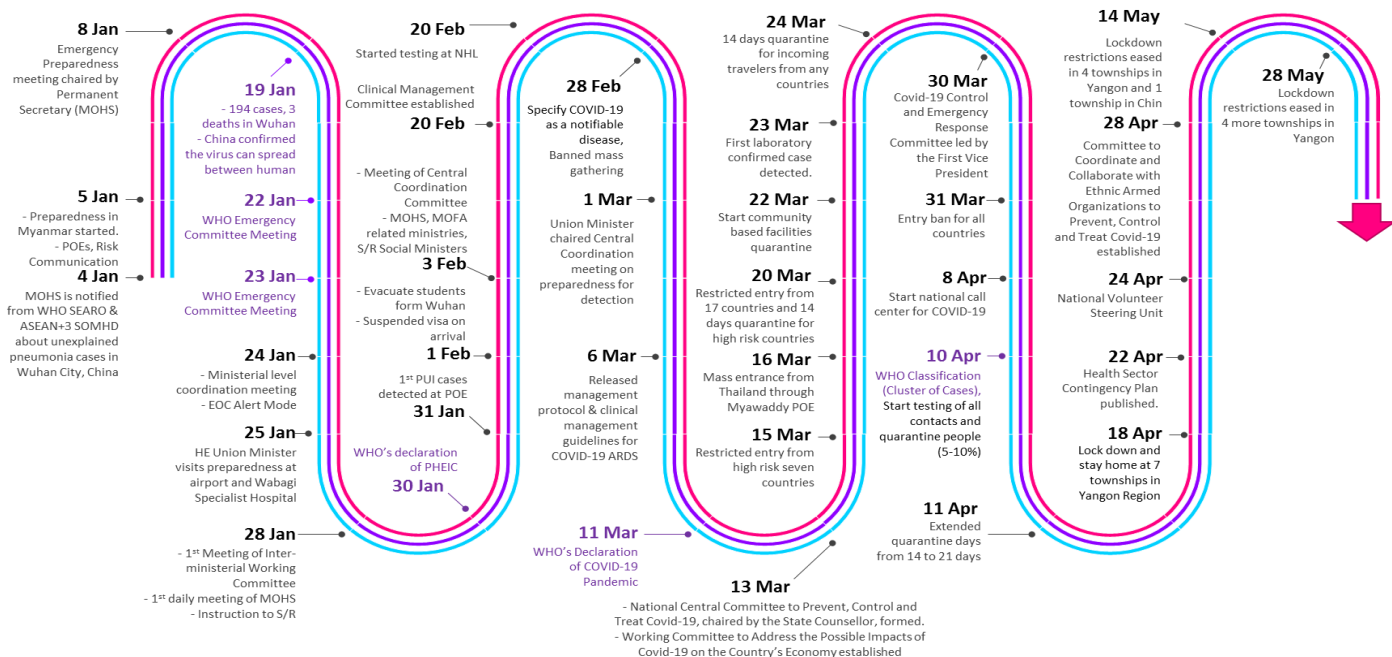
No. of Facility Quarantine sites and Quarantined people on 5.6.2020

No.	State/Region	No. of facilities	Total no. of quarantine
1.	Magway	2,866	9,968
2.	Bago	552	5,892
3.	Kachin	709	5,113
4.	Mandalay	549	3,914
5.	Sagaing	1,856	3,879
6.	Rakhine	650	3,156
7.	Kayin	549	2,889
8.	Yangon	70	2,654
9.	Ayeyarwaddy	739	2,565
10.	Mon	88	2,219
11.	Shan North	422	1,859
12.	Shan S	131	1,393
13.	Naypyitaw	19	1,223
14.	Tanintharyi	189	1,001
15.	Chin	40	310
16.	Kayah	18	227
17.	Shan East	11	168
Total		9,458	48,430

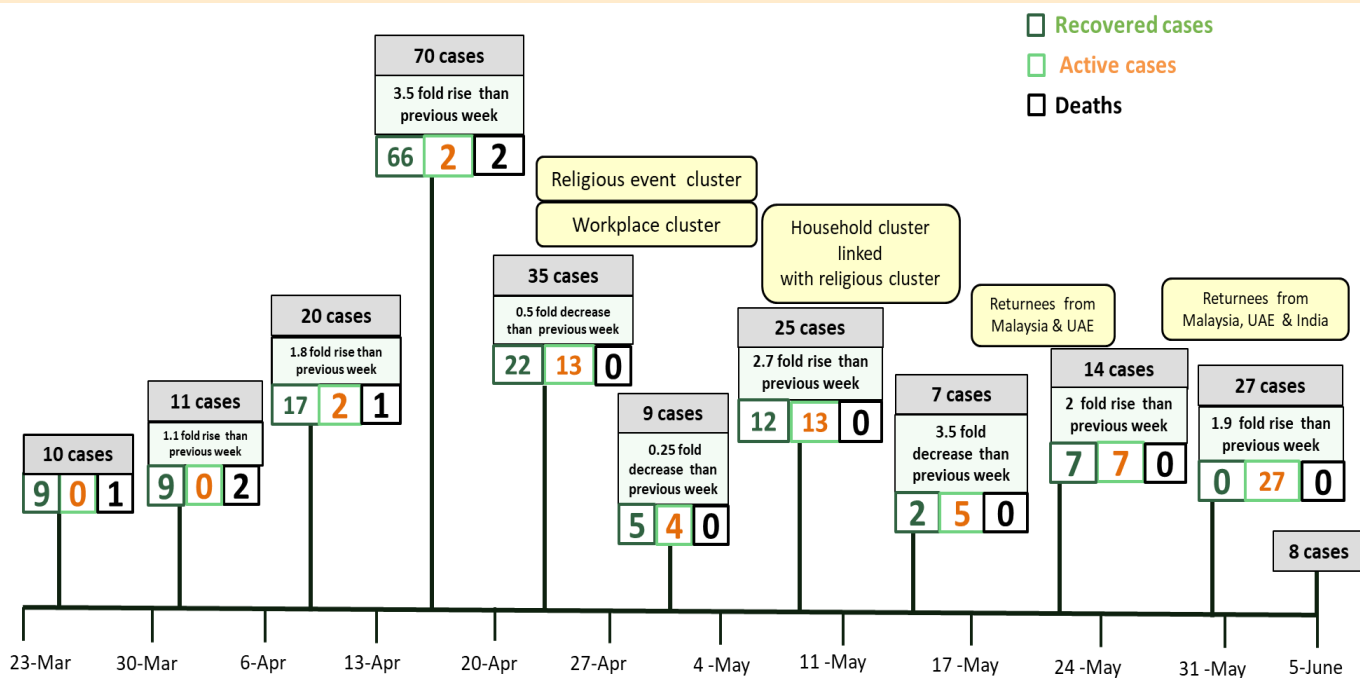
COVID-19 confirmed cases among tested by date (as of 5.6.2020)



Timeline of Preparedness and Response to COVID-19 in Myanmar (as of 5.6.2020)



Summary of new confirmed cases detection after first two cases (as of 5.6.2020)



- Confirmed cases were detected as peak in the 4th week after first confirmed cases due to religious event cluster .
- Confirmed cases were decreased but still raised than the first 3 weeks due to religious event cluster and workplace cluster.
- There were an increased in numbers of cases in the 7th week after the first two cases due to household cluster linked with religious cluster.
- Confirmed cases were detected by nearly two fold rise in the 9th and 10th weeks after first two cases because of returnees coming back by relief flights.