



Ministry of Health and Sports (Myanmar)

Department of Public Health

Central Epidemiology Unit

(13 June 2020)

Coronavirus Disease 2019 (COVID-19)

Situation Report - 67

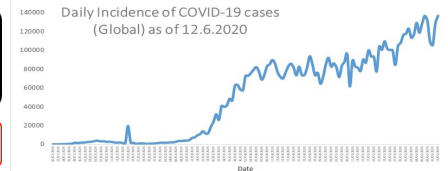
Data as reported by States and Regions by 00:00 AM MST 13 June 2020

Global Situation
(WHO situation report - 144)
data as of 14:30 MST 12 June 2020

Confirmed cases
7,410,510

Deaths
418,294

Case Fatality Rate
5.6 %



Myanmar Situation

Total tested
47,710

Confirmed cases
261

Negative
47,449

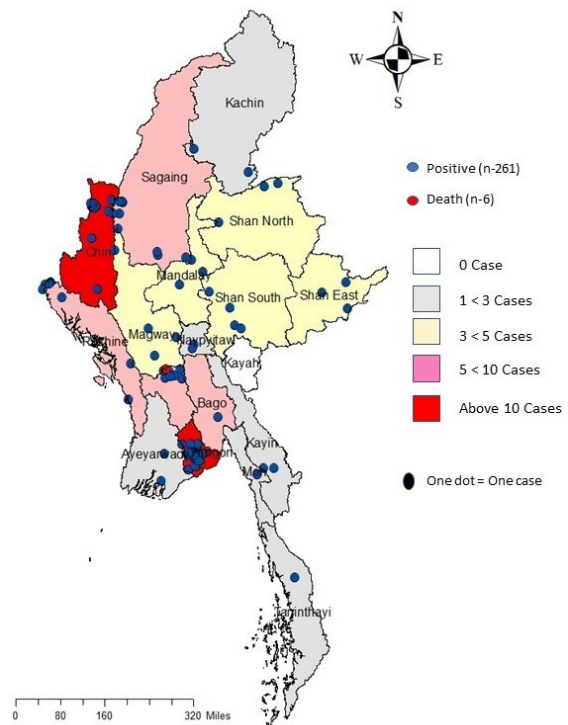
Recovered
167
63.9 % of confirmed cases

Active
88
33.7% of confirmed cases

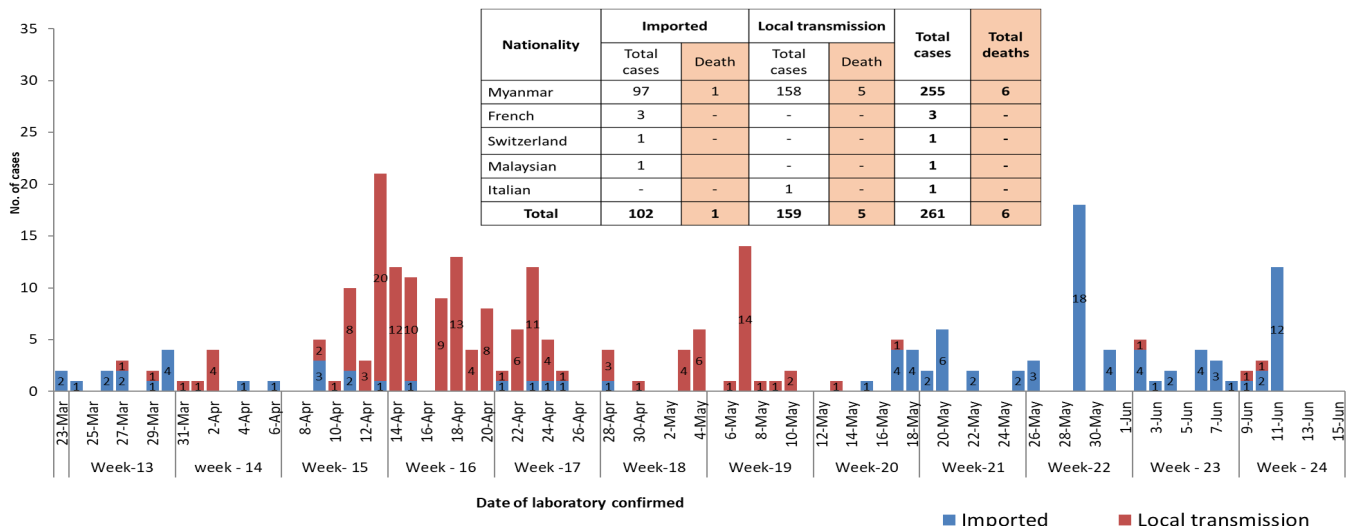
Death
6
2.2% of confirmed cases

No.	State/Region	COVID -19 Confirmed case	Recovered	Deaths
1.	Yangon	201	129 (1 New)	5
2.	Chin	10	5	-
3.	Sagaing	9	7	-
4.	Bago	8	6	1
5.	Rakhine	7	-	-
6.	Shan(South)	4	2	-
7.	Mandalay	3	3	-
8.	Shan(East)	3	3	-
9.	Shan(North)	3	2	-
10.	Magway	3	2	-
11.	Naypyitaw	2	2	-
12.	Kayin	2	1	-
13.	Ayeyarwaddy	2	2 (1 New)	-
14.	Kachin	2	1	-
15.	Mon	1	1	-
16.	Thanintharyi	1	1	-
17.	Kayah	-	-	-
Total		261	167 (2 New)	6

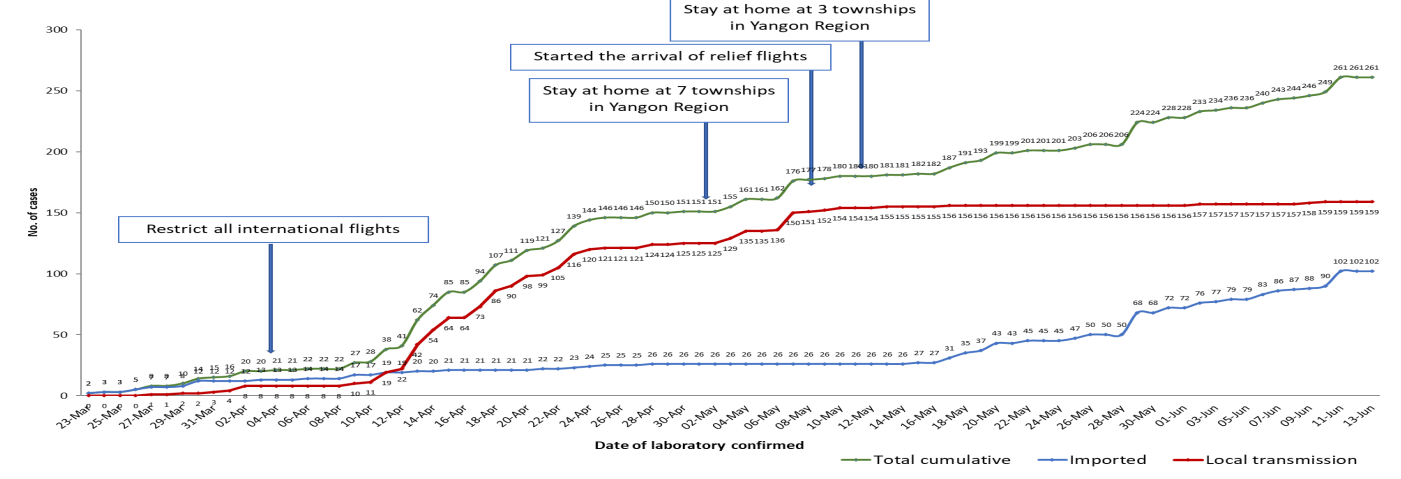
Map showing COVID-19 laboratory confirmed cases



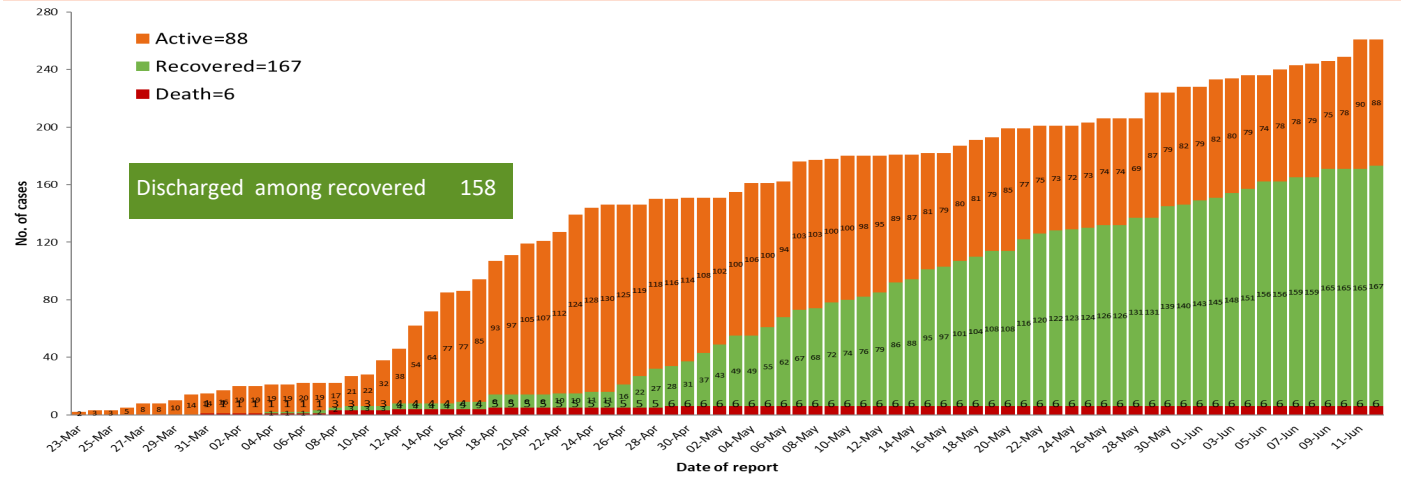
COVID-19 confirmed cases by types of transmissions (as of 13-6-2020, 00:00 am) n=261



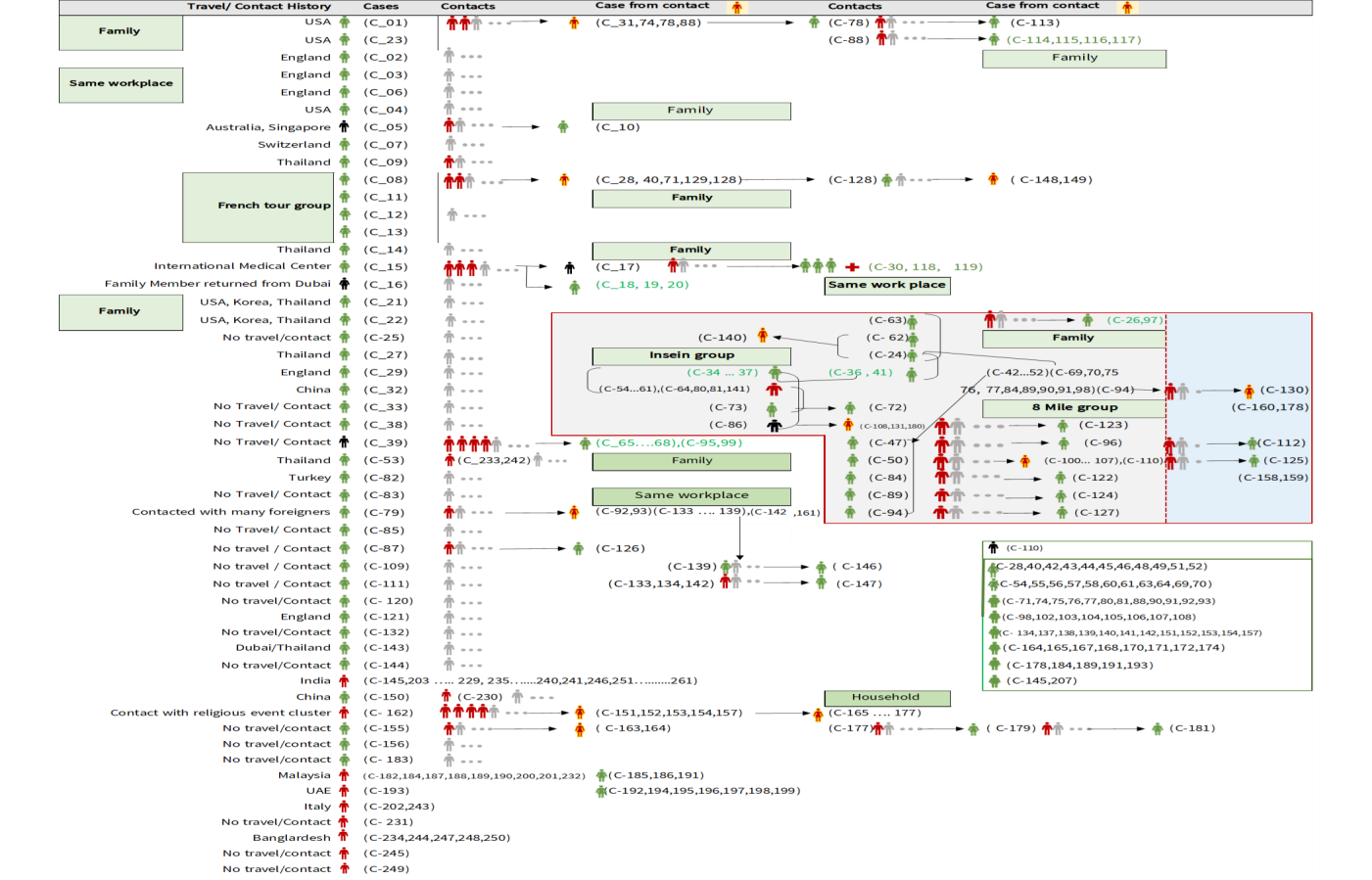
Total laboratory confirmed cases by date (as of 13.6.2020, 00:00 am), n= 261



Cumulative Number of active confirmed cases, recovered and deaths (23.3.2020 – 12-6-2020), n (cumulative)=261



Summary of COVID-19 confirmed cases (as of 12-6-2020) ,n (contacts)= 5,181



Summary of current situation

Type	New (11.6.2020-12.6.2020)	Total (on 12.6.2020)
Suspected and Person Under Investigation (PUI)	46	234
Hospital Quarantine	6	73
Facility Quarantine	1,707	45,857

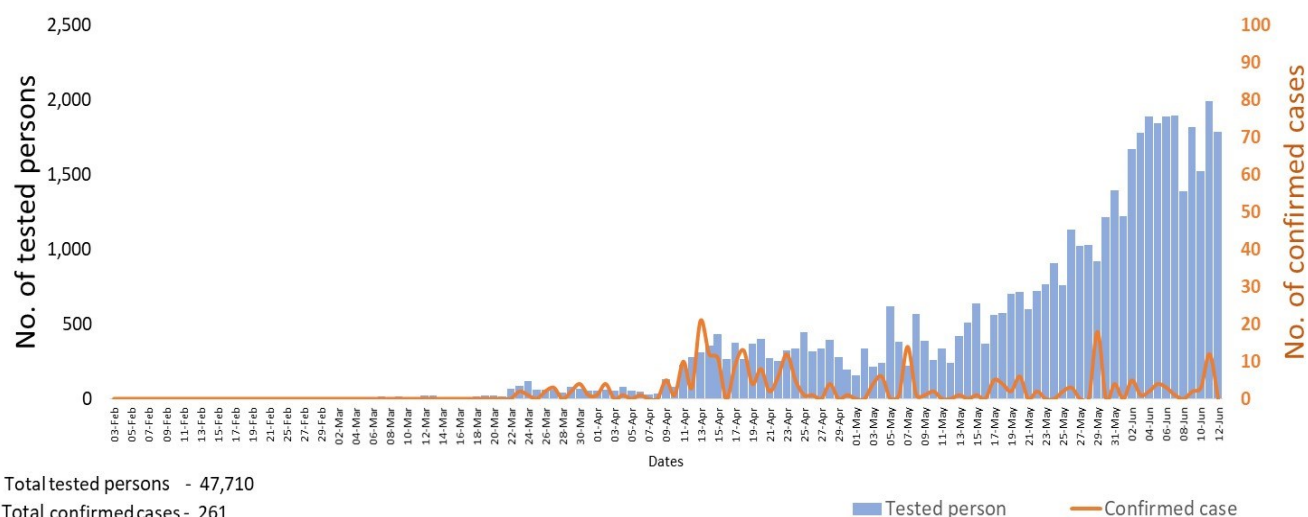
Person under Investigation (PUI) by State/Region hospitals (11.6.2020 – 12.6.2020) n= 5,449

No.	State/Region	PUI
1.	Yangon	2,813
2.	Mandalay	1,007
3.	Mon	198
4.	Shan(N)	194
5.	Kayin	194
6.	Magway	181
7.	Bago	177
8.	Shan (E)	112
9.	Ayeyarwaddy	100
10.	Shan(S)	93
11.	Sagaing	80
12.	Kayah	76
13.	Naypyitaw	61
14.	Rakhine	60
15.	Thanintharyi	53
16.	Kachin	29
17.	Chin	21
Total		5,449

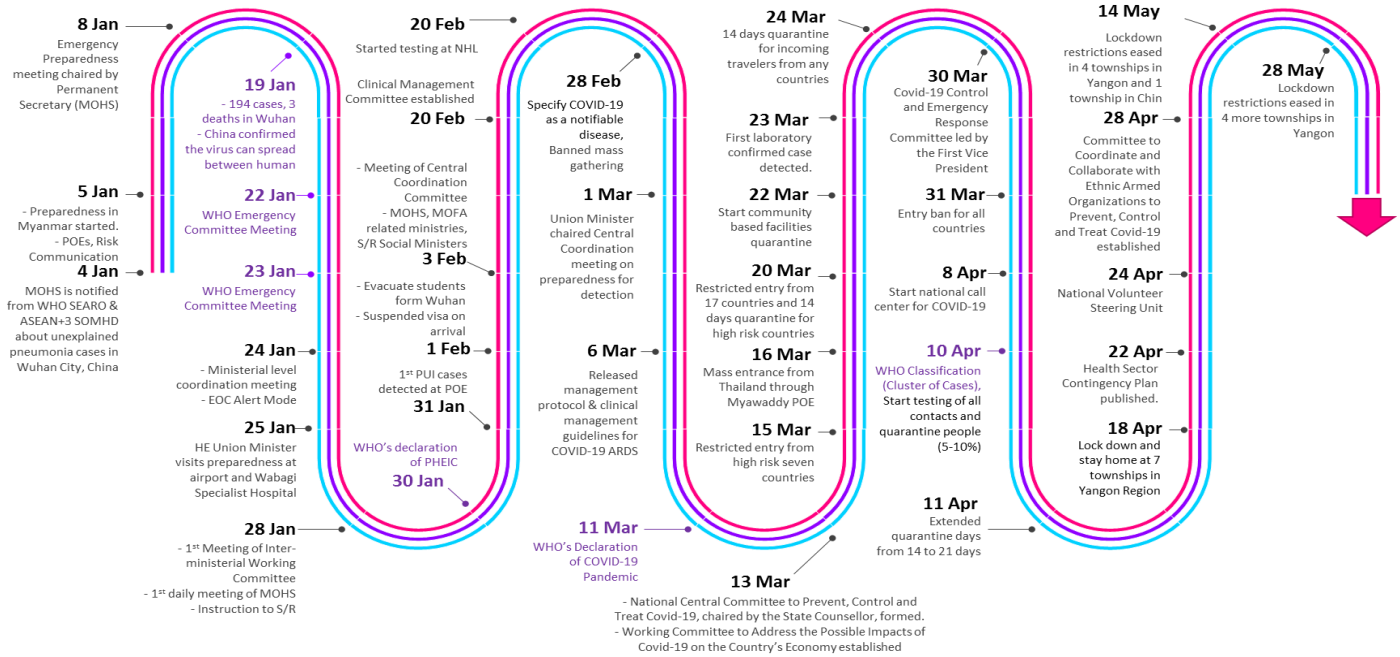
No. of Facility Quarantine sites and Quarantined people on 12.6.2020

No.	State/Region	No. of facilities	Total no. of quarantine
1.	Magway	2,859	8,412
2.	Bago	502	7,032
3.	Kayin	837	4,355
4.	Kachin	333	3,479
5.	Mon	249	3,458
6.	Mandalay	271	2,779
7.	Sagaing	996	2,683
8.	Yangon	79	2,667
9.	Rakhine	575	2,619
10.	Ayeyarwaddy	572	2,068
11.	Shan South	122	1,608
12.	Shan North	399	1,563
13.	Tanintharyi	189	1,351
14.	Naypyitaw	19	1,175
15.	Chin	35	267
16.	Kayah	18	211
17.	Shan East	11	130
Total		8,066	45,857

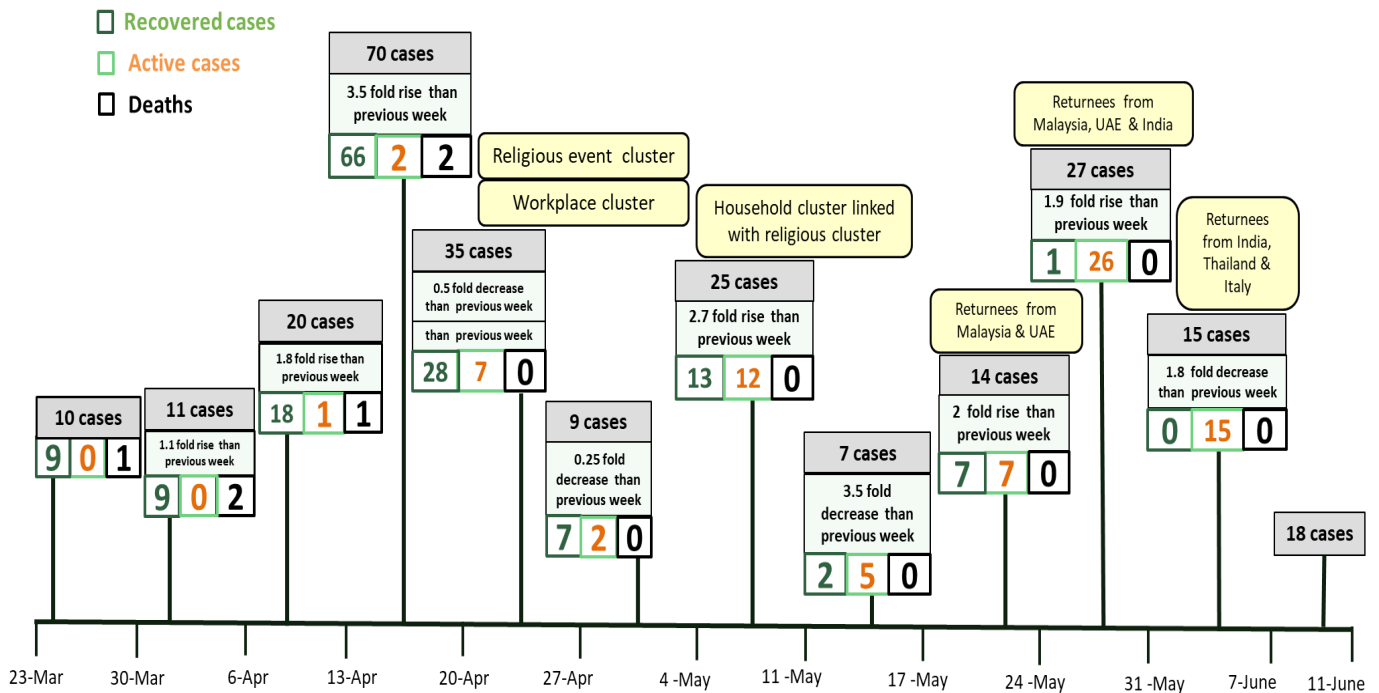
COVID-19 confirmed cases among tested by date (as of 12.6.2020)



Timeline of Preparedness and Response to COVID-19 in Myanmar (as of 12.6.2020)



Summary of new confirmed cases detection after first two cases (as of 12.6.2020)



- Confirmed cases were detected as a peak in the 4th week after first confirmed cases due to the religious event cluster.
- Confirmed cases were decreased but still raised than the first 3 weeks due to the religious event cluster and workplace cluster.
- There were an increased in numbers of cases in the 7th week after the first two cases due to the household cluster linked with a religious cluster.
- Confirmed cases were detected by a nearly two-fold rise in the 9th and 10th weeks after the first two cases because of returnees coming back by relief flights.