



Ministry of Health and Sports (Myanmar)

Department of Public Health

Central Epidemiology Unit

(4 June 2020)

Coronavirus Disease 2019 (COVID-19)

Situation Report - 58

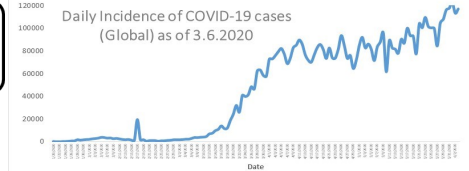
Data as reported by States and Regions by 11:30 PM MST 3 June 2020

Global Situation
(WHO situation report - 135)
data as of 14:30 MST 3 June 2020

Confirmed cases
6,287,771

Deaths
379,941

Case Fatality Rate
6.0 %



Myanmar Situation

Total tested
31,701

Confirmed cases
234

Negative
31,467

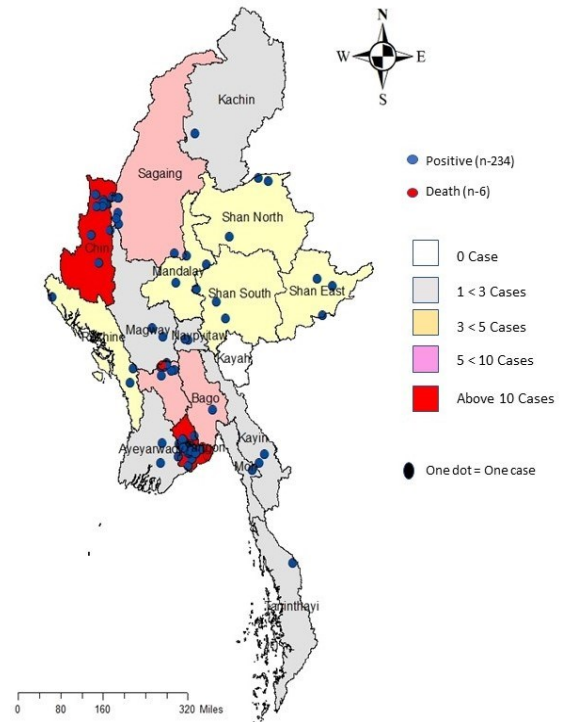
Recovered
148
63.2% of confirmed cases

Active
80
34.1% of confirmed cases

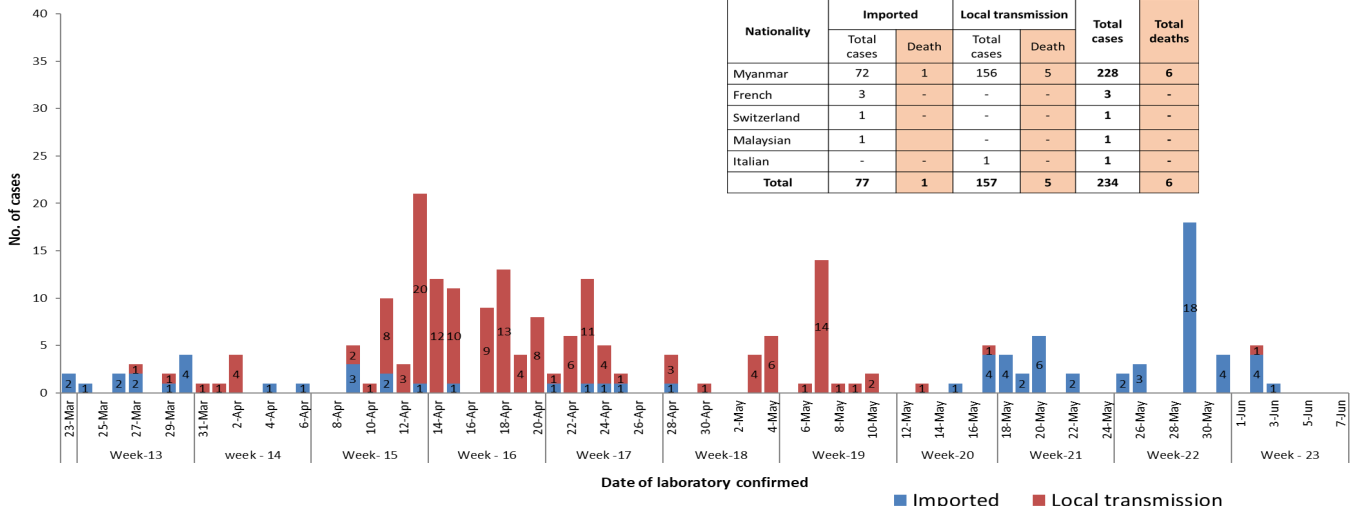
Death
6
2.5% of confirmed cases

No.	State/Region	COVID-19 Confirmed case	Recovered	Deaths
1.	Yangon	183	114 (3 new)	5
2.	Chin	10	3	-
3.	Bago	8	6	1
4.	Sagaing	7	7	-
5.	Shan(East)	3	3	-
6.	Mandalay	3	3	-
7.	Shan(South)	3	2	-
8.	Shan(North)	3	2	-
9.	Naypyitaw	2	2	-
10.	Kayin	2	2	-
11.	Magway	2	1	-
12.	Rakhine	3 (1 New)	-	-
13.	Ayeyarwaddy	2	-	-
14.	Mon	1	1	-
15.	Kachin	1	1	-
16.	Thanintharyi	1	1	-
17.	Kayah	-	-	-
Total		234 (1 new)	148 (3 new)	6

Map showing COVID-19 laboratory confirmed cases



COVID-19 confirmed cases by types of transmissions (as of 3-6-2020,11:30 pm) n=234



Summary of current situation

Type	New (2.6.2020-3.6.2020)	Total (on 3.6.2020)
Suspected and Person Under Investigation (PUI)	47	268
Hospital Quarantine	17	102
Facility Quarantine	2,928	49,233

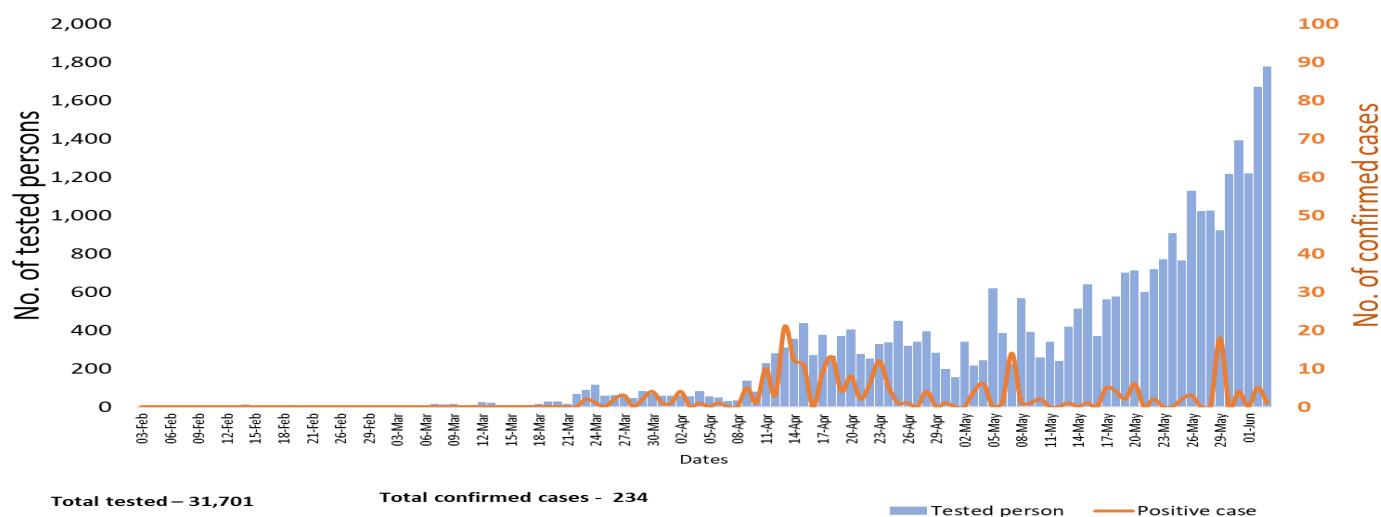
Person under Investigation(PUI) by State/Region hospitals (31.1.2020 – 3.6.2020) n= 5,105

No.	State/Region	PUI
1.	Yangon	2,661
2.	Mandalay	913
3.	Bago	187
4.	Kayin	179
5.	Shan (N)	172
6.	Tanintharyi	168
7.	Shan (S)	166
8.	Mon	109
9.	Rakhine	99
10.	Shan (E)	90
11.	Ayeyarwaddy	74
12.	Magway	74
13.	Sagaing	60
14.	Kayah	54
15.	Chin	50
16.	Naypyitaw	27
17.	Kachin	22
Total		5,105

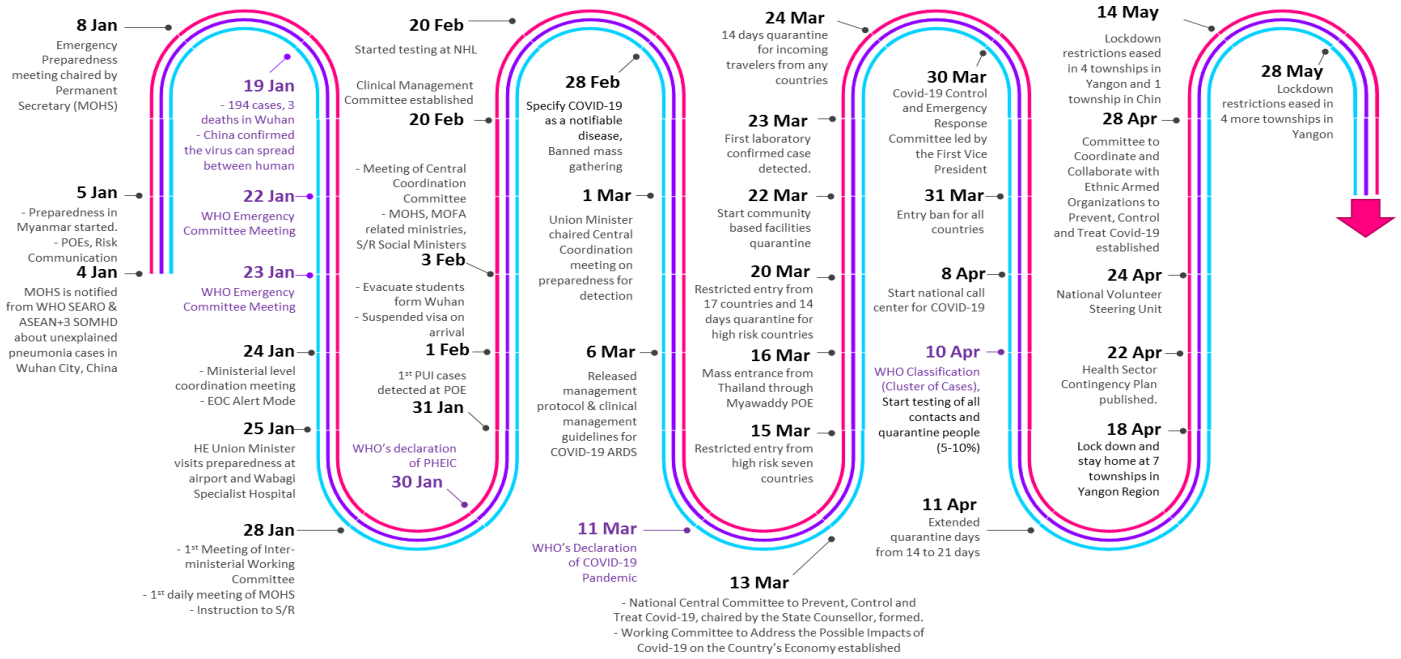
No. of Facility Quarantine sites and Quarantined people on 3.6.2020

No.	State/Region	No. of facilities	Total no. of quarantine people
1.	Magway	2,866	9,968
2.	Bago	540	5,630
3.	Kachin	699	5,106
4.	Sagaing	1,856	4,652
5.	Mandalay	626	4,315
6.	Rakhine	684	3,241
7.	Ayeyarwaddy	812	2,679
8.	Yangon	68	2601
9.	Kayin	396	2,503
10.	Shan North	432	2,108
11.	Mon	24	1,734
12.	Shan S	136	1,380
13.	Naypyitaw	19	1,276
14.	Tanintharyi	189	1,015
15.	Shan East	11	500
16.	Chin	44	325
17.	Kayah	18	200
Total		9,420	49,233

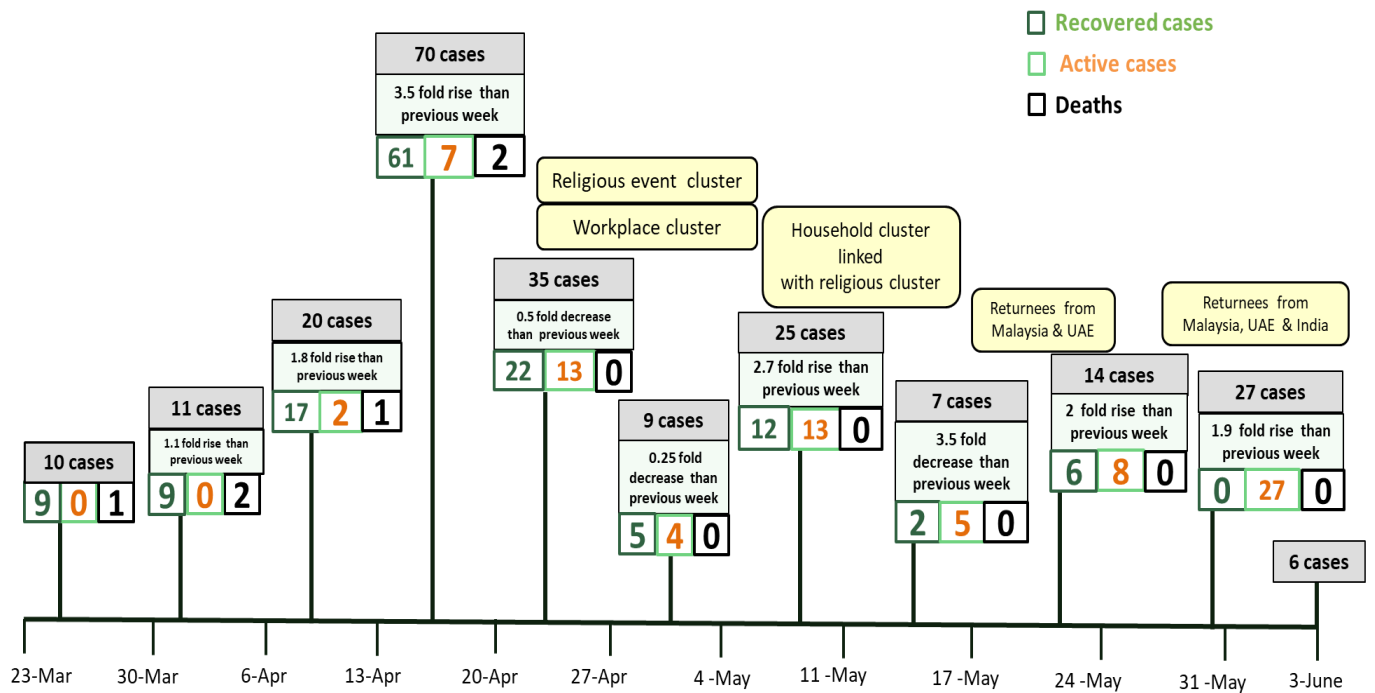
COVID-19 confirmed cases among tested by date (as of 3.6.2020)



Timeline of Preparedness and Response to COVID-19 in Myanmar (as of 3.6.2020)



Summary of new confirmed cases detection after first two cases (as of 3.5.2020)



- Confirmed cases were detected as peak in the 4th week after first confirmed cases due to religious event cluster .
- Confirmed cases were decreased but still raised than the first 3 weeks due to religious event cluster and workplace cluster.
- There were an increased in numbers of cases in the 7th week after the first two cases due to household cluster linked with religious cluster.
- Confirmed cases were detected by nearly two fold rise in the 9th and 10th weeks after first two cases because of returnees coming back by relief flights.