



Ministry of Health and Sports (Myanmar)

Department of Public Health

Central Epidemiology Unit

(9 December 2020)

Situation Report -247

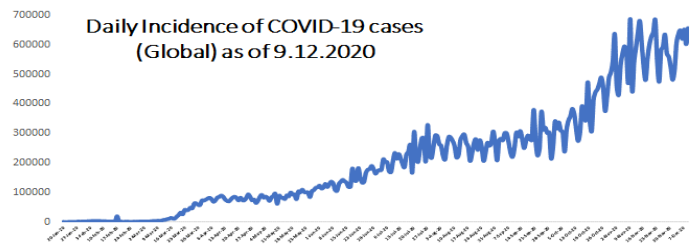
Coronavirus Disease 2019 (COVID-19)

WHO Coronavirus Disease (COVID-19) Dashboard data as of 4:22 PM CEST 9 December 2020

Confirmed cases
67,780,361

Deaths
1,551,214

Case Fatality Rate
2.3%



Myanmar Situation

Data as reported by States and Regions by 9 December 2020

Total Tested-1,351,918

103,166

Confirmed Cases

81,715

Discharged

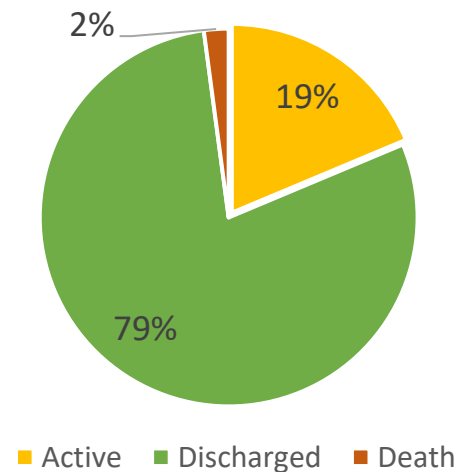
1,248,752

Negative

2,174

Death

Current Situation of Confirmed cases (23.3.2020-9.12.2020), n=103,166



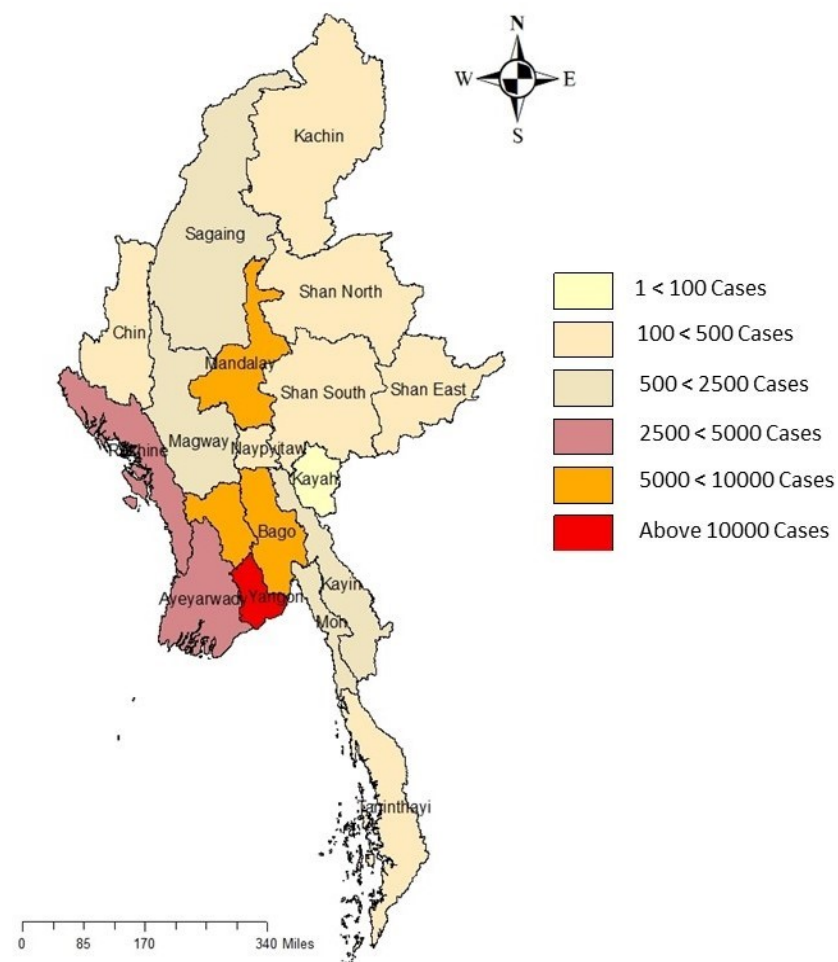
COVID-19 confirmed cases by two phases (23.3.2020 – 9-12-2020), n=103,166

Date	Local transmission		Imported		Total cases	Total Death
	No. of cases	Death	No. of case	Death		
(23.3.2020-15.8.2020)	161	5	213	1	374	6
(16.8.2020-9.12.2020)	102510	2168	282	-	102792	2168
Total	102671	2173	495	1	103166	2174

COVID-19 confirmed cases and death by State/Region (23.3.2020 – 9-12-2020), n=103,166

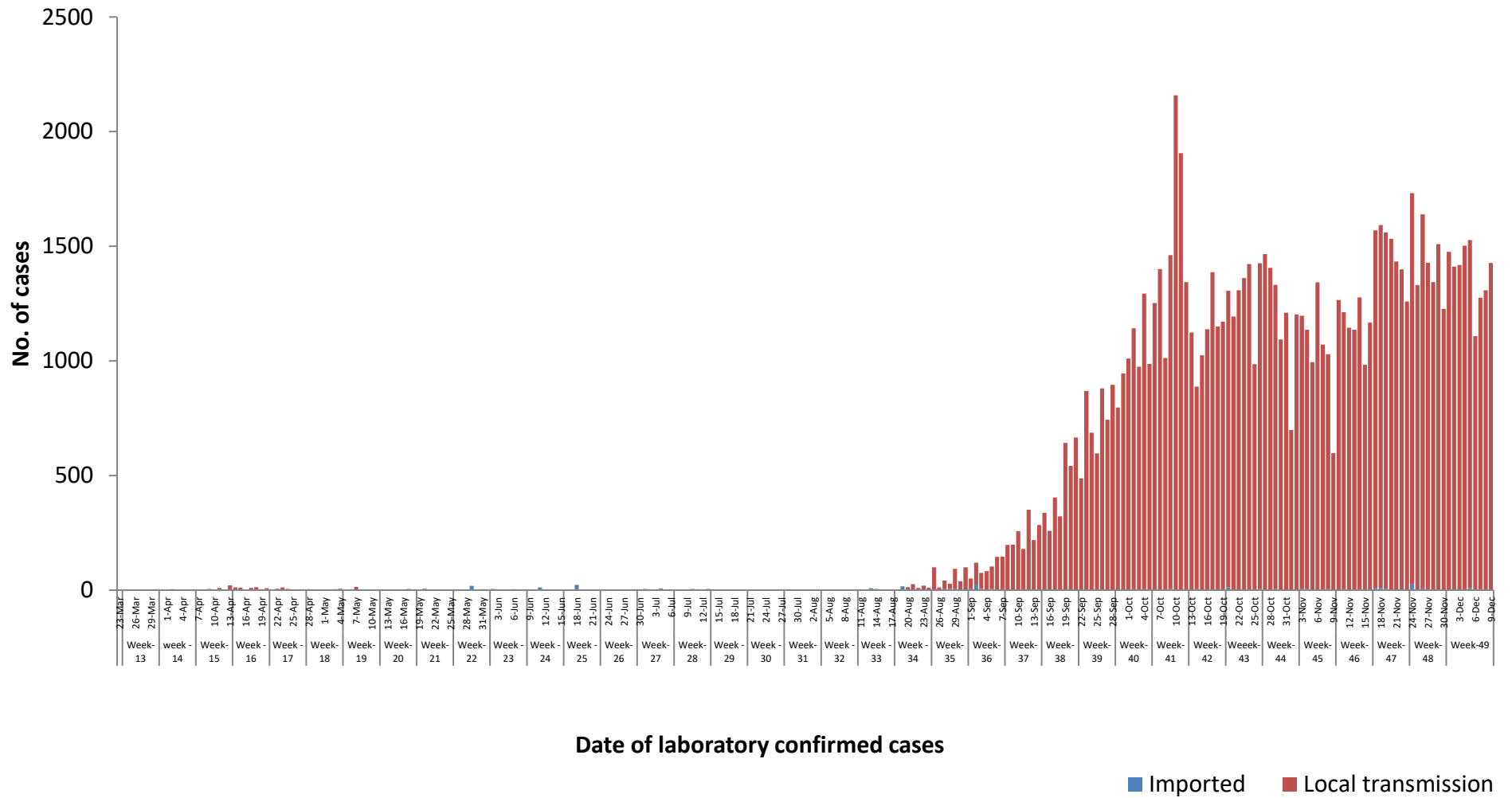
No	State/Region	COVID –19 Confirmed case	New confirmed cases within 24 hours	Deaths
1	Yangon	73,623	776	2,017
2	Mandalay	8,388	304	66
3	Bago	6,092	79	11
4	Rakhine	3,918	18	27
5	Ayeyarwaddy	3,580	100	18
6	Magway	1,842	37	1
7	Mon	1,741	23	12
8	Sagaing	1,177	28	4
9	Kayin	775	15	12
10	Thanintharyi	490	11	-
11	Naypyitaw	484	3	3
12	Kachin	332	21	-
13	Shan (South)	328	7	1
14	Chin	140	2	1
15	Shan (North)	117	2	1
16	Shan (East)	115	1	-
17	Kayah	24	-	-
Total		103,166	1,427	2,174

Map showing COVID-19 laboratory confirmed cases

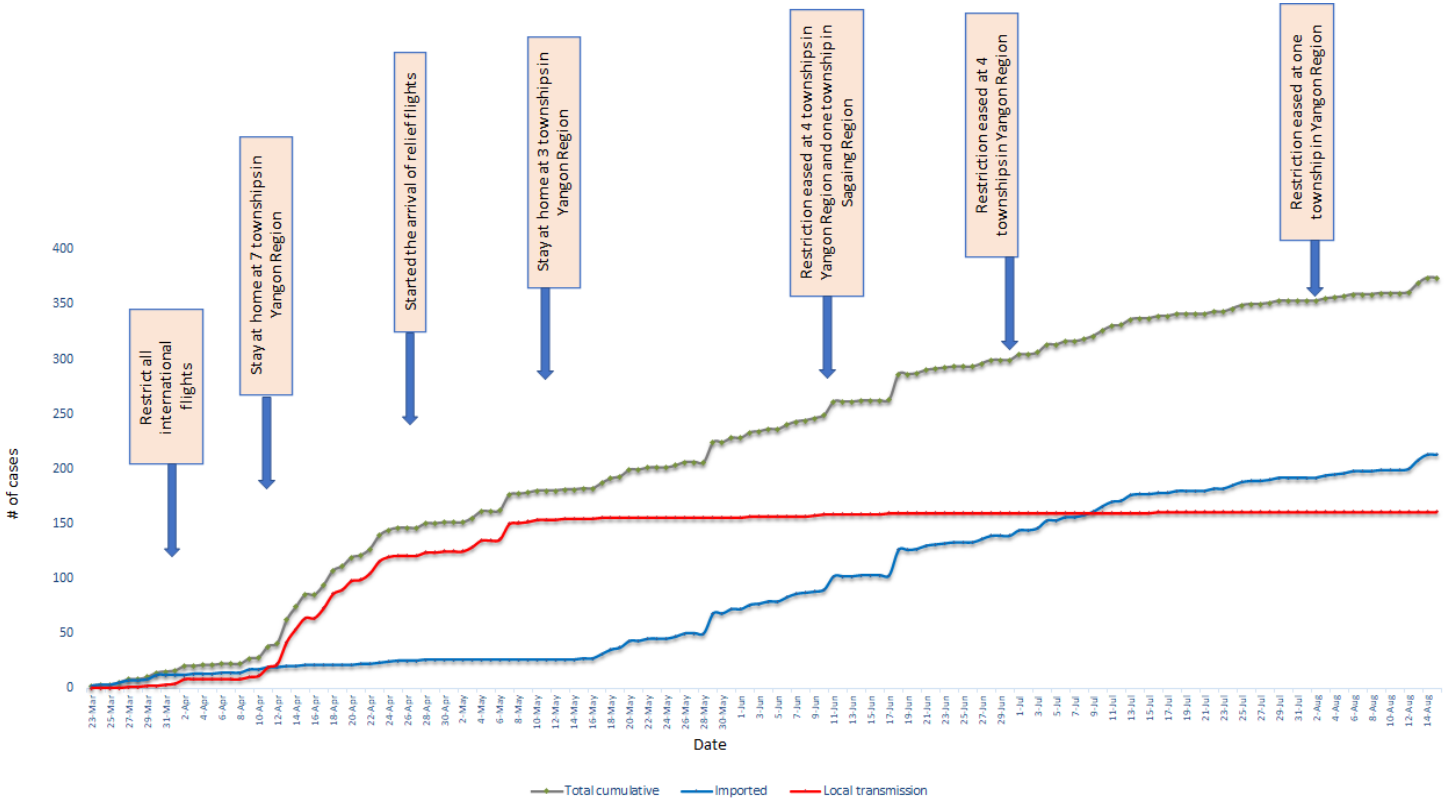


*No. of new cases by State and Region are counted according to epidemiology situation

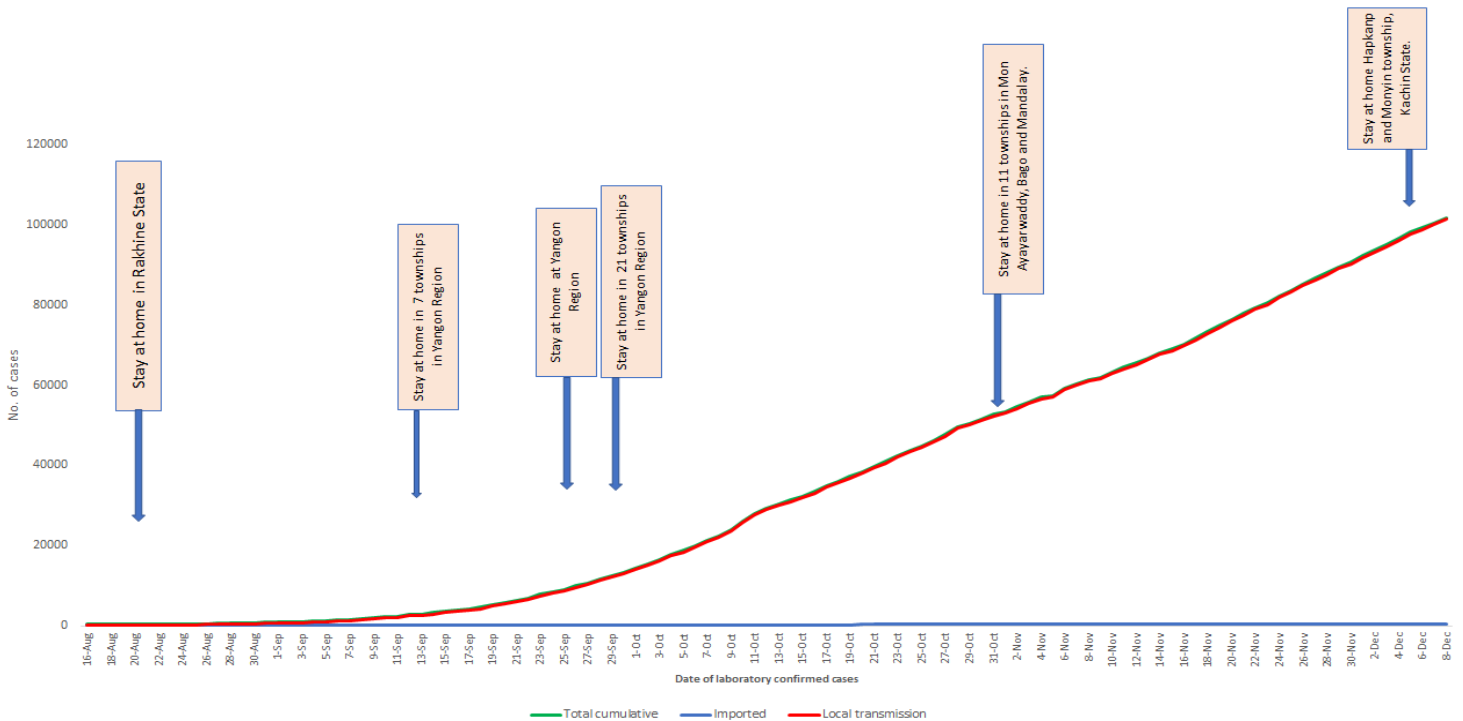
COVID-19 confirmed cases by types of transmissions (as of 9.12.2020) n=103,166



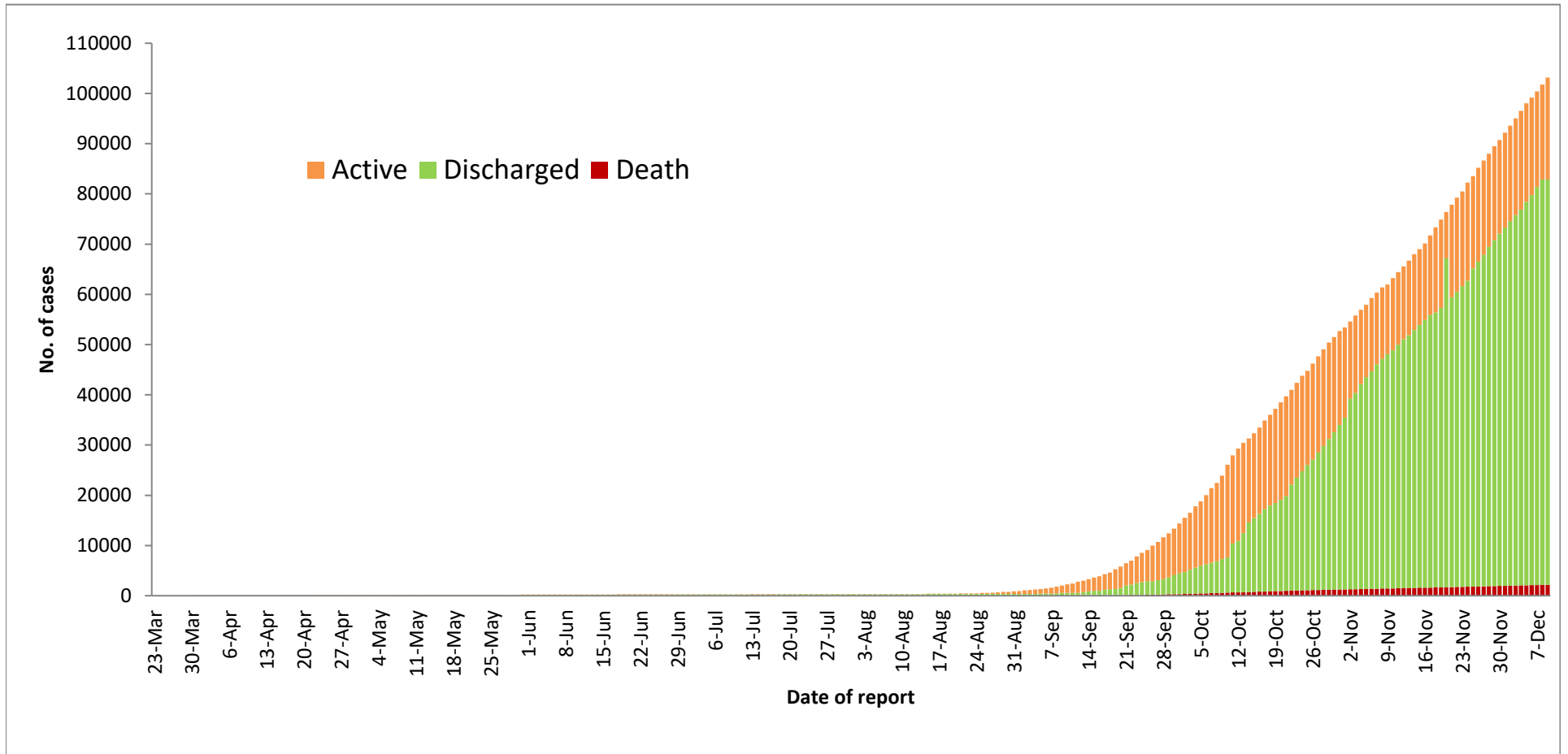
Total cumulative number of cases, imported and local transmission cases by date (23.3.2020- 15.8.2020), n= 374



Total cumulative number of cases, imported and local transmission cases by date (16.8.2020- 9.12.2020)



Cumulative Number of active confirmed cases, discharged and deaths (23.3.2020 – 9.12.2020), n (cumulative)=103,166



* Discharged criteria for COVID-19 patients was changed on 10.10.2020

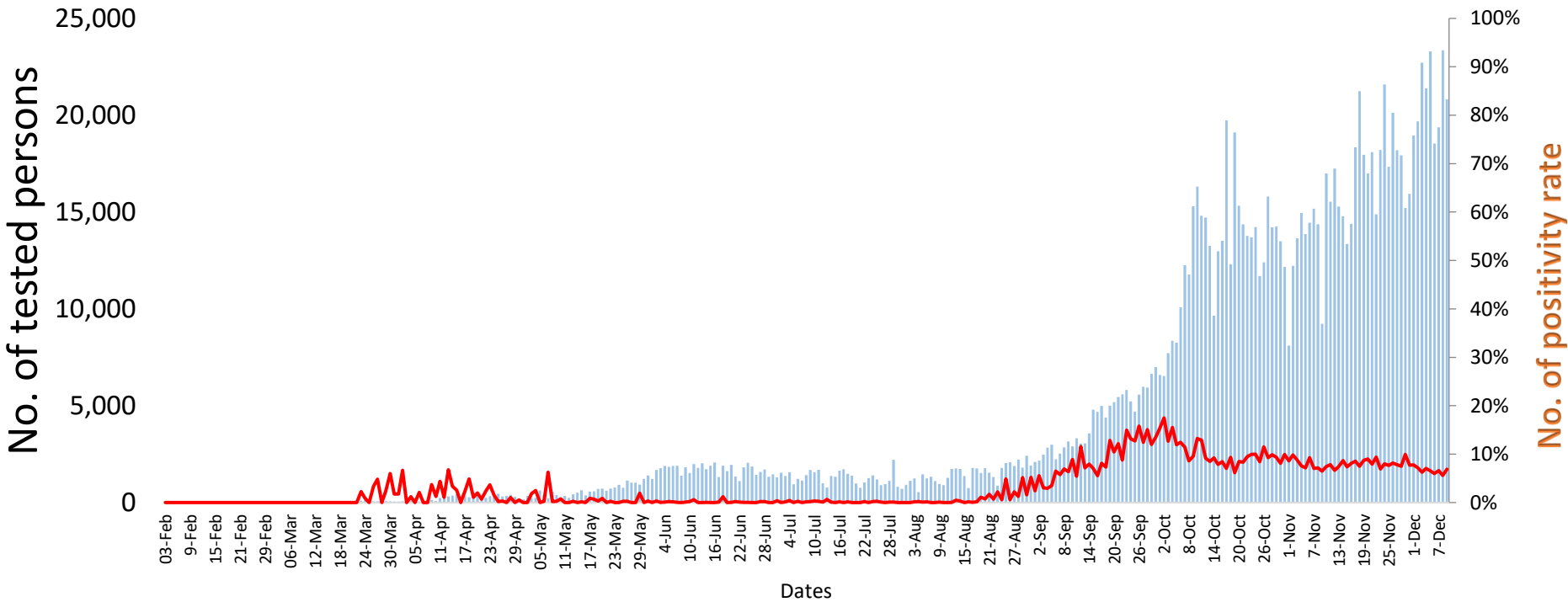
Summary of current situation		
Type	New (8.12.2020-9.12.2020)	Total (on 9.12.2020)
Suspected and Person Under Investigation (PUI)	461	1,576
Hospital Quarantine	17	253
Facility Quarantine	6,352	60,044

Person under Investigation (PUI) by State/Region hospitals (31.1.2020 – 9.12.2020) n= 52,110	No. of Facility Quarantine sites and Quarantined people on 9.12.2020
--	--

No.	State/Region	PUI	No.	State/Region	No. of facilities	Total no. of quarantine
1	Yangon	36157	1	Ayeyarwaddy	1,412	10903
2	Mandalay	6914	2	Yangon	264	8193
3	Mon	1326	3	Bago	1069	7030
4	Ayeyarwaddy	1238	4	Sagaing	948	5808
5	Kayin	1191	5	Mandalay	308	5712
6	Bago	1154	6	Magway	585	3236
7	Magway	901	7	Kayin	385	2980
8	Rakhine	763	8	Shan South	118	2646
9	Thanintharyi	581	9	Kachin	208	2141
10	Shan (N)	540	10	Rakhine	297	2122
11	Naypyitaw	291	11	Mon	35	1939
12	Sagaing	283	12	Naypyitaw	9	1738
13	Shan (E)	207	13	Tanintharyi	153	1649
14	Shan (S)	203	14	Shan North	455	1546
15	Kachin	160	15	Shan East	20	1089
16	Chin	101	16	Kayah	19	827
17	Kayah	100	17	Chin	32	485
Total		52,110	Total		6,317	60,044

*Facility quarantine rule changed from 21 days to 14 days on 11-9-2020 while 7 days home quarantine rule remain unchanged.

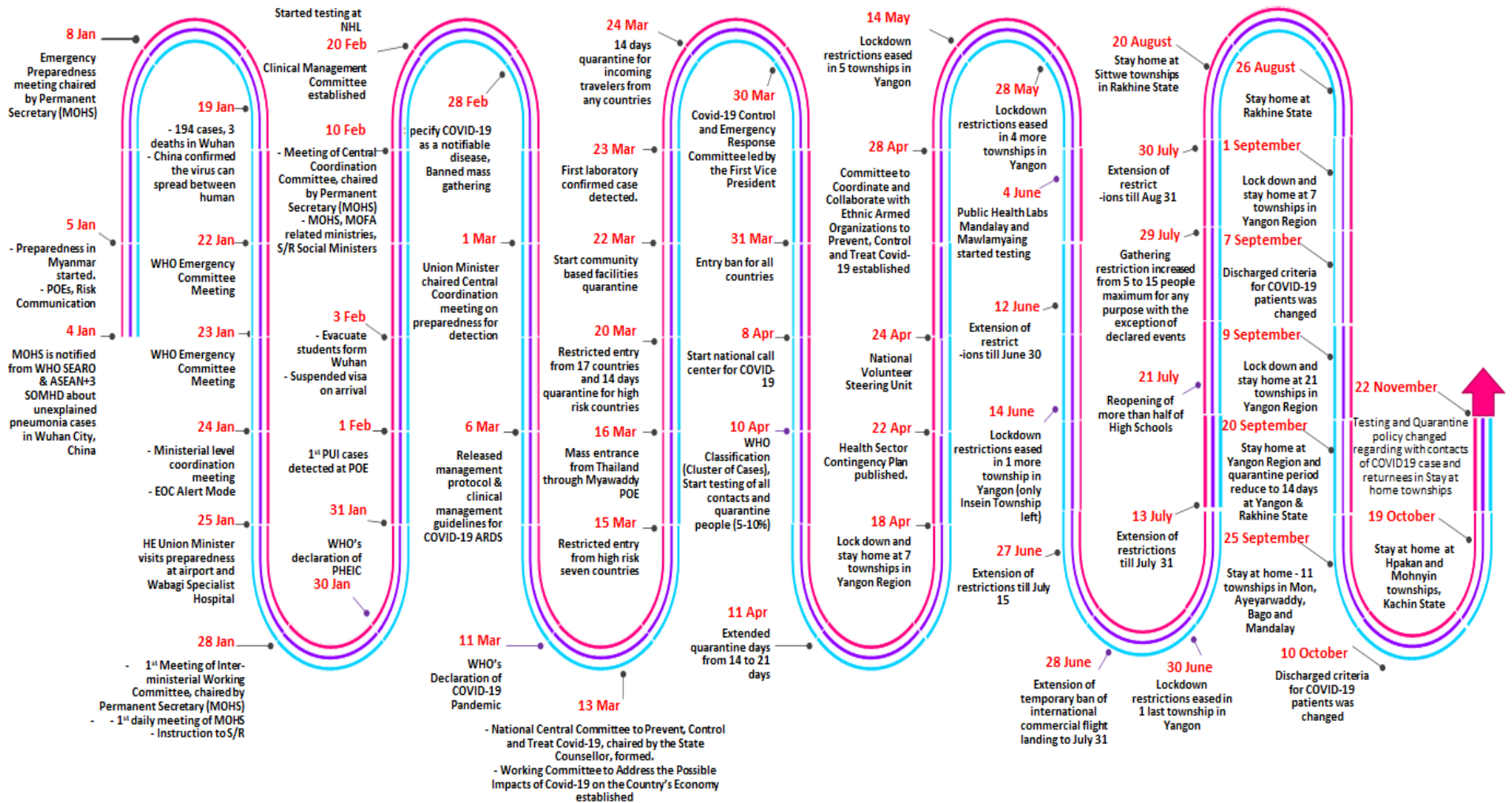
COVID-19 positivity rate by date (as of 9.12.2020)



Total tested persons - 1,351,918
 Total confirmed cases - 103,166

■ Tested person — Positivity rate

Timeline of Preparedness and Response to COVID-19 in Myanmar (as of 9.12.2020)



Hotline Number — 0673 420 268

Data source - CEU, DMS, NHL, PHL (MDY and MLM), DMR, DSGH, State and Region Health Departments